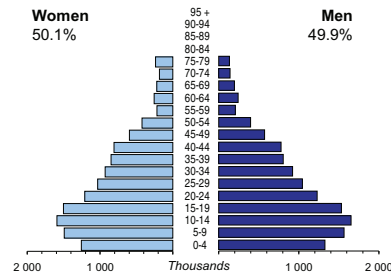




UZBEKISTAN

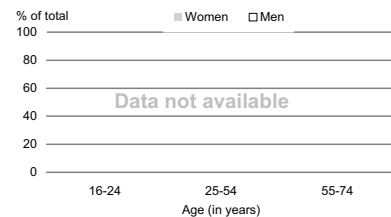
Capital:	Tashkent (2 137 218)
Two largest cities:	Namangan (391 297) Samarkand (361 339)
Area (km²):	447 400
Total population, 2003:	25 567 663
Population density (per km2), 2003:	57
Official languages:	Uzbek
Date joined UN:	2 March 1992
National currency:	Uzbekistani sum (UZS)
National statistical office:	State Committee on Statistics of the Republic of Uzbekistan http://www.stat.uz/

Population by age, 2003



Life expectancy (in years), 2006:	at birth	at 65
Women:	75	15
Men:	70	13
Total fertility rate, 2006:	2.4	
average number of children per woman		
Adolescent fertility rate, 2003:	12	
number of live births per 1000 women aged 15-19		
Mean age of women at birth of first child, 2006:	23.8	
age in years		

Computer use by age and sex

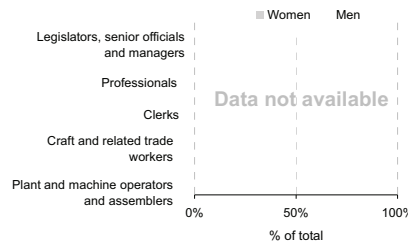


Time: UTC +5h

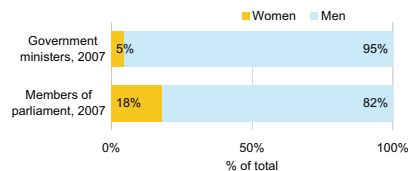


Women in the labour force, 2006:	56%
percentage of total for both sexes	
Gender pay gap:	..
Women in part-time employment:	..
percentage of total of women employed	
Female tertiary students, 2006-2007:	41%
percentage of total for both sexes	
Women researchers, 2005:	39%
percentage of total for both sexes	

Employment by occupation groups:



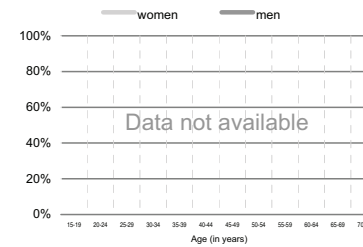
Participation in public life



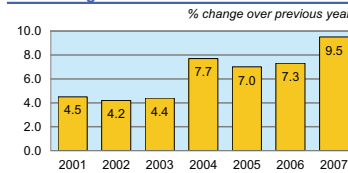
UZBEKISTAN

	2001	2002	2003	2004	2005	2006	2007
Employment (% change over previous year)	1.7	2.2	2.7	3.4	2.9	2.7	..
Unemployment rate (%)	0.4	0.4	0.3	0.4	0.3	0.3	0.2
Youth unemployment rate (%)

Economic activity rate

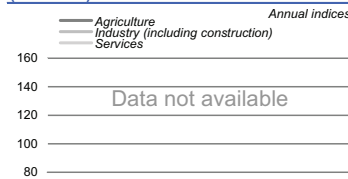


Real GDP growth rate



Exports of goods and services:	..
Imports of goods and services:	..
External trade balance:	..

GDP in agriculture, industry, and services (2005=100)

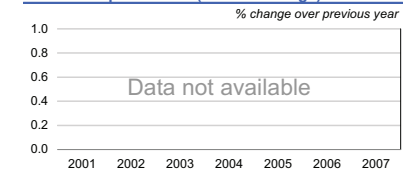


Road accidents

Persons injured	..
in road accidents	
Persons killed	..
in road accidents	

GDP at current prices	..
in millions of US Dollars, PPP:	
US Dollars, PPP:	28 186 200
UZS, 2007:	1 029 746
GDP at current prices, per capita	..
per capita, US Dollars, PPP:	
US Dollars, PPP:	1 029 746
Purchasing Power Parity (PPP)	..
UZS per USD, US=1:	
Gross external debt:	4 937
in millions of US Dollars, 2007:	
Exchange rate	1264.066
Annual average, UZS per USD, 2007:	

Consumer price index (annual average)



GDP by major sectors



Employment in major sectors



- Agriculture, hunting & forestry; fishing (ISIC A-B)
- Industry, including energy (ISIC C-E)
- Construction (ISIC F)
- Wholesale & retail trade, repairs; hotels & restaurants; transport & communications (ISIC G-I)
- Financial intermediation; real estate, renting & business activities (ISIC J-K)
- Other service activities (ISIC L-P)

Transport infrastructure

Motorways	..
total length in kilometres	
Railways	..
total length in kilometres	

