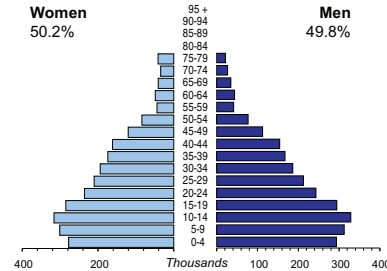




# TURKMENISTAN


<b>Capital:</b>	Ashkhabad (407 000)*
<b>Two largest cities:</b>	Chardzhou (164 000)* Tashauz (114 000)*
<b>Area (km<sup>2</sup>):</b>	491 200
<b>Total population, 2003:</b>	5 123 939
<b>Population density (per km2), 2003:</b>	10
<b>Official languages:</b>	Turkmen
<b>Date joined UN:</b>	2 March 1992
<b>National currency:</b>	Turkmen manat (TMM)
<b>National statistical office:</b>	State Committee of Turkmenistan on Statistics <a href="http://www.turkmenistan.gov.tm">http://www.turkmenistan.gov.tm</a>

## Population by age, 2003



<b>Life expectancy (in years), 2006:</b>	<b>at birth</b>	<b>at 65</b>
<b>Women:</b>	73	..
<b>Men:</b>	66	..
<b>Total fertility rate, 2006:</b>	2.6	
average number of children per woman		
<b>Adolescent fertility rate, 2003:</b>	22	
number of live births per 1000 women aged 15-19		
<b>Mean age of women at birth of first child, 2006:</b>	24.6	
age in years		

## Computer use by age and sex

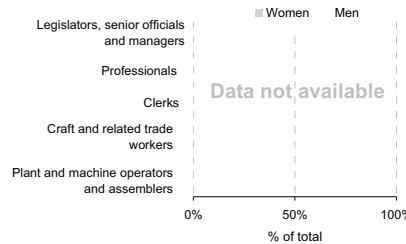


Time: UTC +5h

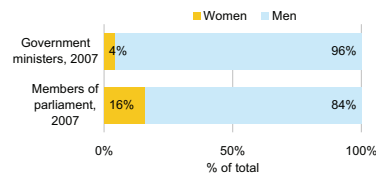


<b>Women in the labour force, 2006:</b>	53%
percentage of total for both sexes	
<b>Gender pay gap:</b>	..
<b>Women in part-time employment:</b>	..
percentage of total of women employed	
<b>Female tertiary students:</b>	..
percentage of total for both sexes	
<b>Women researchers:</b>	..
percentage of total for both sexes	

## Employment by occupation groups:



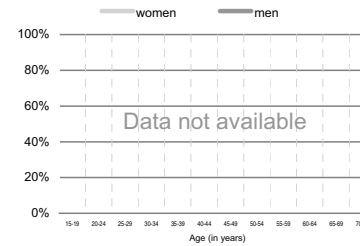
## Participation in public life



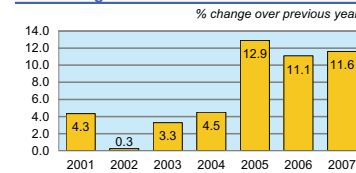
# TURKMENISTAN

	2001	2002	2003	2004	2005	2006	2007
<b>Employment</b> (% change over previous year)	2.0	2.5	2.2	..	..	..	..
<b>Unemployment rate</b> (%)	2.6	2.5	2.5	..	..	..	..
<b>Youth unemployment rate</b> (%)	..	..	..	..	..	..	..

## Economic activity rate

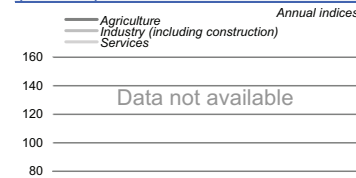


## Real GDP growth rate



<b>Exports of goods and services:</b>	..
<b>Imports of goods and services:</b>	..
<b>External trade balance:</b>	..

## GDP in agriculture, industry, and services (2005=100)

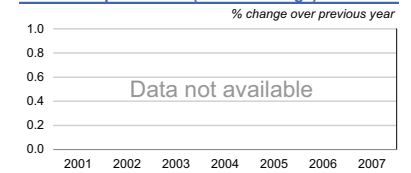


## Road accidents

<b>Persons injured</b>	1 748
in road accidents, 2003	
<b>Persons killed</b>	533
in road accidents, 2003	

<b>GDP at current prices</b>	..
in millions of US Dollars, PPP:	
US Dollars, PPP:	121 462 430
in millions of TMM, 2007:	
TMM, 2007:	24 463 732
<b>GDP at current prices, per capita</b>	..
per capita, US Dollars, PPP:	
TMM per USD, 2007, US=1:	..
<b>Purchasing Power Parity (PPP)</b>	..
TMM per USD, 2007, US=1:	
<b>Gross external debt:</b>	712
in millions of US Dollars, 2006:	
<b>Exchange rate</b>	5 200.000
Annual average, TMM per USD, 2007:	

## Consumer price index (annual average)



## GDP by major sectors



## Employment in major sectors



- Agriculture, hunting & forestry; fishing (ISIC A-B)
- Industry, including energy (ISIC C-E)
- Construction (ISIC F)
- Wholesale & retail trade, repairs; hotels & restaurants; transport & communications (ISIC G-I)
- Financial intermediation; real estate, renting & business activities (ISIC J-K)
- Other service activities (ISIC L-P)

## Transport infrastructure

<b>Motorways</b>	..
total length in kilometres	
<b>Railways</b>	..
total length in kilometres	

\* Data refer to 1990.

