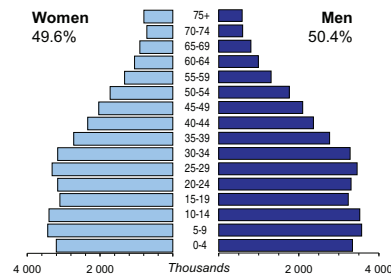




# TURKEY

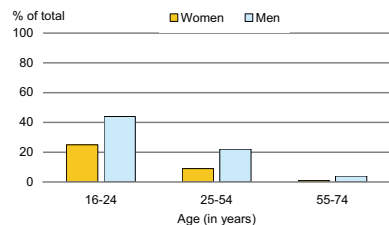
<b>Capital:</b>	Ankara (3 203 362)
<b>Two largest cities:</b>	Istanbul (8 803 468) Izmir (2 232 265)
<b>Area (km<sup>2</sup>):</b>	779 993
<b>Total population, 2007:</b>	73 422 974
<b>Population density (per km<sup>2</sup>), 2007:</b>	94
<b>Official languages:</b>	Turkish
<b>Date joined UN:</b>	24 October 1945
<b>National currency:</b>	New Turkish lira (TRY)
<b>National statistical office:</b>	Turkish Statistical Institute (TURKSTAT) <a href="http://www.die.gov.tr">http://www.die.gov.tr</a>

## Population by age, 2007



<b>Life expectancy (in years), 2007:</b>	<b>at birth</b>	<b>at 65</b>
<b>Women:</b>	74	..
<b>Men:</b>	69	..
<b>Total fertility rate, 2007:</b>	average number of children per woman: 2.2	
<b>Adolescent fertility rate, 1995:</b>	number of live births per 1000 women aged 15-19: 50	
<b>Mean age of women at birth of first child:</b>	age in years: ..	

## Computer use by age and sex, 2005

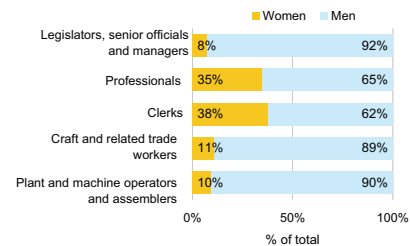


Time: UTC +2h

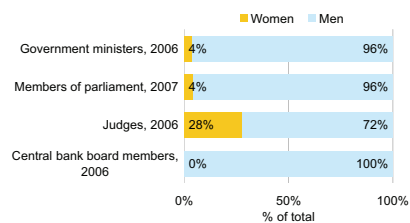


<b>Women in the labour force, 2007:</b>	26%
percentage of total for both sexes	
<b>Gender pay gap:</b>	..
<b>Women in part-time employment, 2006:</b>	18%
percentage of total of women employed	
<b>Female tertiary students, 2004-2005:</b>	42%
percentage of total for both sexes	
<b>Women researchers, 2006:</b>	36%
percentage of total for both sexes	

## Employment by occupation groups, 2006:



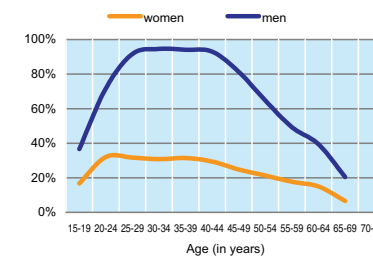
## Participation in public life



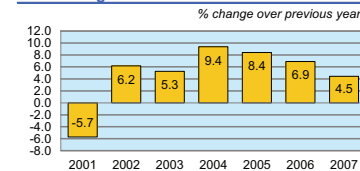
# TURKEY

	2001	2002	2003	2004	2005	2006	2007
<b>Employment</b> (% change over previous year)	-1.0	-1.8	-1.0	3.0	1.4	1.3	1.1
<b>Unemployment rate</b> (%)	6.8	8.9	9.3	9.0	8.8	8.4	8.5
<b>Youth unemployment rate</b> (%)	16.2	19.2	20.5	19.7	19.3	18.7	..

## Economic activity rate, 2007

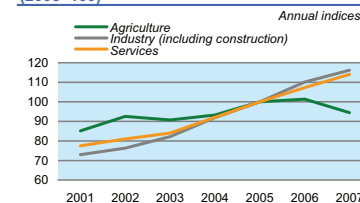


## Real GDP growth rate



	% of GDP
<b>Exports of goods and services, 2007:</b>	21.9
<b>Imports of goods and services, 2007:</b>	27.0
<b>External trade balance, 2007:</b>	-5.0

## GDP in agriculture, industry, and services (2005=100)

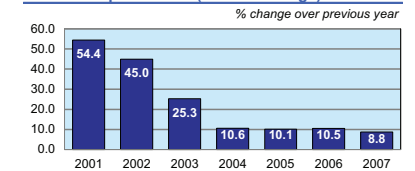


## Road accidents

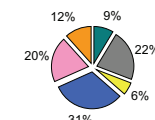
<b>Persons injured</b>	118 214
in road accidents, 2003	
<b>Persons killed</b>	4 496
in road accidents, 2005	

<b>GDP at current prices</b>	922 195
in millions of US Dollars, PPP, 2007:	
in millions of TRY, 2007:	856 387
<b>GDP at current prices, per capita</b>	12 316
US Dollars, PPP, 2007:	
TRY, 2007:	11 437
<b>Final consumption expenditure at current prices,</b>	10 207
per capita, US Dollars, PPP, 2007:	
<b>Purchasing Power Parity (PPP)</b>	0.93
TRY per USD, 2007, US=1:	
<b>Gross external debt:</b>	247 200
in millions of US Dollars, 2007:	
<b>Exchange rate</b>	1.306
Annual average, TRY per USD, 2007:	

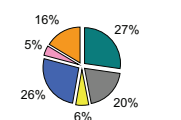
## Consumer price index (annual average)



## GDP by major sectors, 2007



## Employment in major sectors, 2006



- Agriculture, hunting & forestry; fishing (ISIC A-B)
- Industry, including energy (ISIC C-E)
- Construction (ISIC F)
- Wholesale & retail trade, repairs; hotels & restaurants; transport & communications (ISIC G-I)
- Financial intermediation; real estate, renting & business activities (ISIC J-K)
- Other service activities (ISIC L-P)

## Transport infrastructure

<b>Motorways</b>	1 886
total length in kilometres, 2003	
<b>Railways</b>	8 697
total length in kilometres, 2005	

