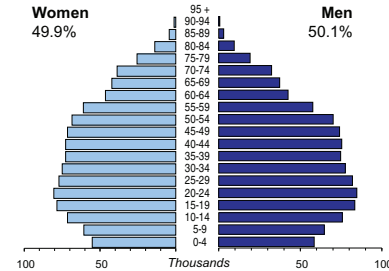




THE FORMER YUGOSLAV REPUBLIC OF MACEDONIA

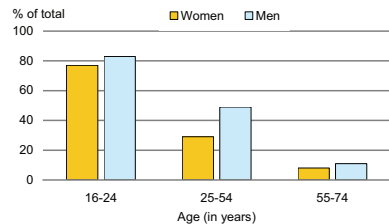
Capital:	Skopje (506 926)
Two largest cities:	Kumanovo (105 484) Bitola (95 385)
Area (km²):	25 713
Total population, 2007:	2 041 941
Population density (per km²), 2007:	79
Official languages:	Macedonian
Date joined UN:	8 April 1993
National currency:	Macedonian denar (MKD)
National statistical office:	State Statistical Office http://www.stat.gov.mk/

Population by age, 2007



Life expectancy (in years), 2006:	at birth	at 65
Women:	76	16
Men:	72	14
Total fertility rate, 2006:	1.5	
average number of children per woman		
Adolescent fertility rate, 2006:	20	
number of live births per 1000 women aged 15-19		
Mean age of women at birth of first child, 2006:	25.3	
age in years		

Computer use by age and sex, 2006

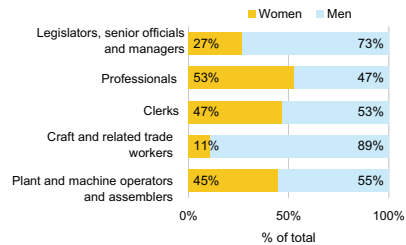


Time: UTC +1h

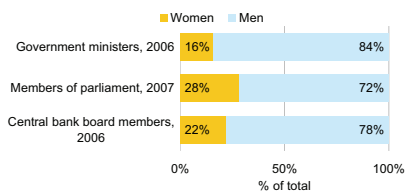


Women in the labour force, 2007:	40%
percentage of total for both sexes	
Gender pay gap:	..
Women in part-time employment, 2006:	8%
percentage of total of women employed	
Female tertiary students, 2005-2006:	57%
percentage of total for both sexes	
Women researchers, 2006:	50%
percentage of total for both sexes	

Employment by occupation groups, 2006:



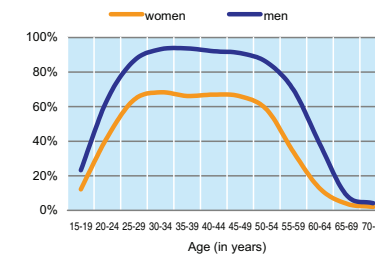
Participation in public life



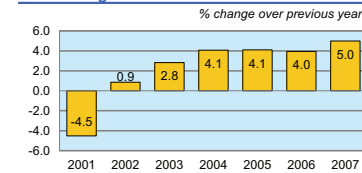
THE FORMER YUGOSLAV REPUBLIC OF MACEDONIA

	2001	2002	2003	2004	2005	2006	2007
Employment (% change over previous year)	9.0	-6.3	-2.9	-4.1	4.3	4.6	3.5
Unemployment rate (%)	30.5	31.9	36.7	37.2	37.3	36.0	34.9
Youth unemployment rate (%)	56.1	58.4	65.7	64.8	62.6	59.8	..

Economic activity rate, 2007

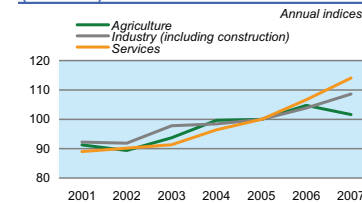


Real GDP growth rate



	% of GDP
Exports of goods and services, 2007:	54.9
Imports of goods and services, 2007:	74.6
External trade balance, 2007:	-19.7

GDP in agriculture, industry, and services (2005=100)

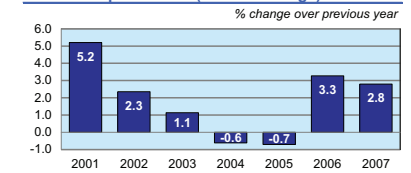


Road accidents

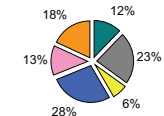
Persons injured	4 176
in road accidents, 2005	
Persons killed	143
in road accidents, 2005	

GDP at current prices	18 075
in millions of US Dollars, PPP, 2007:	
GDP at current prices, per capita	343 025
US Dollars, PPP, 2007:	
Final consumption expenditure at current prices,	8 538
per capita, US Dollars, PPP, 2007:	
Purchasing Power Parity (PPP)	18.98
MKD per USD, 2007, US=1:	
Gross external debt:	2 181
in millions of US Dollars, 2005:	
Exchange rate	44.702
Annual average, MKD per USD, 2007:	

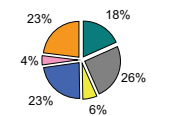
Consumer price index (annual average)



GDP by major sectors, 2006



Employment in major sectors, 2007



- Agriculture, hunting & forestry; fishing (ISIC A-B)
- Industry, including energy (ISIC C-E)
- Construction (ISIC F)
- Wholesale & retail trade, repairs; hotels & restaurants; transport & communications (ISIC G-I)
- Financial intermediation; real estate, renting & business activities (ISIC J-K)
- Other service activities (ISIC L-P)

Transport infrastructure

Motorways	216
total length in kilometres, 2005	
Railways	699
total length in kilometres, 2005	

