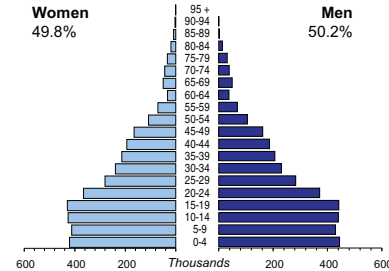




# TAJIKISTAN

<b>Capital:</b>	Dushanbe (575 900)
<b>Two largest cities:</b>	Khujand (147 400) Kulob (79 500)
<b>Area (km<sup>2</sup>):</b>	143 100
<b>Total population, 2007:</b>	7 063 800
<b>Population density (per km<sup>2</sup>), 2007:</b>	49
<b>Official languages:</b>	Tajik
<b>Date joined UN:</b>	2 March 1992
<b>National currency:</b>	Tajik somoni (TJS)
<b>National statistical office:</b>	State Statistical Committee of Tajikistan <a href="http://www.stat.tj/">http://www.stat.tj/</a>

## Population by age, 2007



<b>Life expectancy (in years), 2005:</b>	<b>at birth</b>	<b>at 65</b>
<b>Women:</b>	73	18
<b>Men:</b>	68	15
<b>Total fertility rate, 2006:</b>	3.3	
average number of children per woman		
<b>Adolescent fertility rate, 2001:</b>	27	
number of live births per 1000 women aged 15-19		
<b>Mean age of women at birth of first child, 2000:</b>	22.1	
age in years		

## Computer use by age and sex, 2007

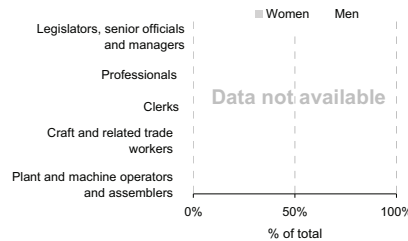


Time: UTC +5h

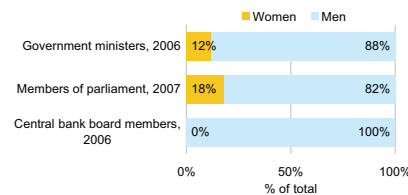


<b>Women in the labour force, 2004:</b>	42%
percentage of total for both sexes	
<b>Gender pay gap, 2006:</b>	45%
<b>Women in part-time employment:</b>	..
percentage of total of women employed	
<b>Female tertiary students, 2006-2007:</b>	27%
percentage of total for both sexes	
<b>Women researchers:</b>	..
percentage of total for both sexes	

## Employment by occupation groups:



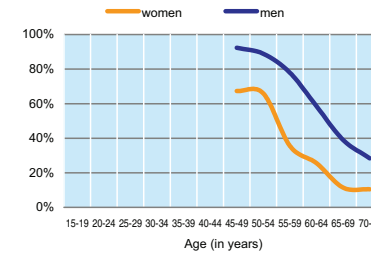
## Participation in public life



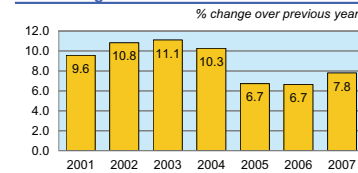
# TAJIKISTAN

	2001	2002	2003	2004	2005	2006	2007
<b>Employment</b> (% change over previous year)	4.8	1.5	1.5	10.8	1.1	1.2	..
<b>Unemployment rate</b> (%)	2.3	2.6	2.3	2.0	2.1	2.3	2.5
<b>Youth unemployment rate</b> (%)	..	..	..	10.0	..	..	..

## Economic activity rate, 2004

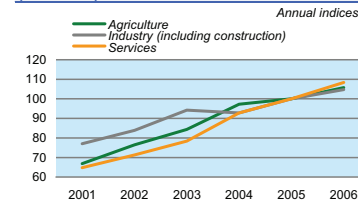


## Real GDP growth rate



	% of GDP
<b>Exports of goods and services, 2006:</b>	58.2
<b>Imports of goods and services, 2006:</b>	83.0
<b>External trade balance, 2006:</b>	-24.8

## GDP in agriculture, industry, and services (2005=100)

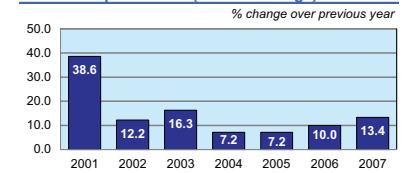


## Road accidents

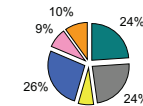
<b>Persons injured</b>	2 036
in road accidents, 2005	
<b>Persons killed</b>	483
in road accidents, 2005	

<b>GDP at current prices</b>	11 799
in millions of US Dollars, PPP, 2007:	
in millions of TJS, 2007:	
<b>GDP at current prices, per capita</b>	1 524
US Dollars, PPP, 2006:	
TJS, 2006:	
<b>Final consumption expenditure at current prices,</b>	1 433
per capita, US Dollars, PPP, 2006:	
<b>Purchasing Power Parity (PPP)</b>	1.08
TJS per USD, 2007, US=1:	
<b>Gross external debt:</b>	871
in millions of US Dollars, 2004:	
<b>Exchange rate</b>	3.442
Annual average, TJS per USD, 2007:	

## Consumer price index (annual average)



## GDP by major sectors, 2006



## Employment in major sectors



- Agriculture, hunting & forestry; fishing (ISIC A-B)
- Industry, including energy (ISIC C-E)
- Construction (ISIC F)
- Wholesale & retail trade, repairs; hotels & restaurants; transport & communications (ISIC G-I)
- Financial intermediation; real estate, renting & business activities (ISIC J-K)
- Other service activities (ISIC L-P)

## Transport infrastructure

<b>Motorways</b>	..
total length in kilometres	
<b>Railways</b>	..
total length in kilometres	

