



# SWITZERLAND

**Capital:** Bern (122 178)

**Two largest cities:** Zurich (347 517)  
Geneva (178 722)

**Area (km<sup>2</sup>):** 41 285

**Total population, 2007:** 7 508 739

**Population density (per km<sup>2</sup>), 2007:** 182

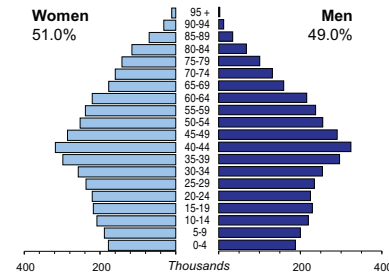
**Official languages:** German, French, Italian, Romansch

**Date joined UN:** 10 September 2002

**National currency:** Swiss franc (CHF)

**National statistical office:** Swiss Federal Statistical Office  
<http://www.bfs.admin.ch>

## Population by age, 2007



**Life expectancy (in years), 2006:**

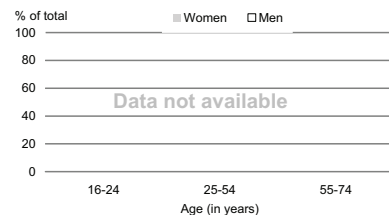
	at birth	at 65
Women:	84	22
Men:	79	19

**Total fertility rate, 2007:** average number of children per woman: 1.5

**Adolescent fertility rate, 2006:** number of live births per 1000 women aged 15-19: 5

**Mean age of women at birth of first child, 2005:** age in years: 29.5

## Computer use by age and sex



Time: UTC +1h



**Women in the labour force, 2007:** percentage of total for both sexes: 46%

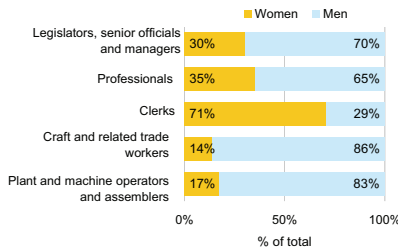
**Gender pay gap, 2006:** 22%

**Women in part-time employment, 2006:** percentage of total of women employed: 58%

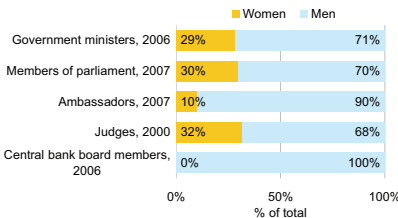
**Female tertiary students, 2005-2006:** percentage of total for both sexes: 47%

**Women researchers, 2004:** percentage of total for both sexes: 27%

## Employment by occupation groups, 2007:



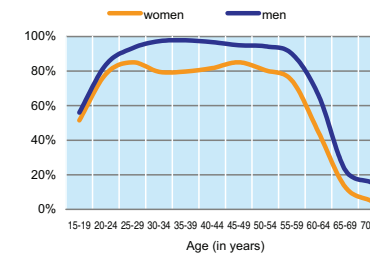
## Participation in public life



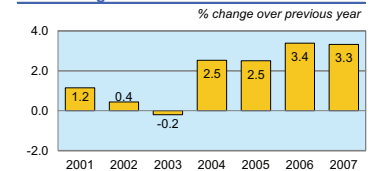
# SWITZERLAND

	2001	2002	2003	2004	2005	2006	2007
<b>Employment</b> (% change over previous year)	1.6	0.6	-0.4	0.3	0.8	2.4	2.5
<b>Unemployment rate</b> (%)	2.6	3.2	4.2	4.4	4.4	4.0	3.6
<b>Youth unemployment rate</b> (%)	5.7	5.6	8.6	..	..	..	..

## Economic activity rate, 2007



## Real GDP growth rate

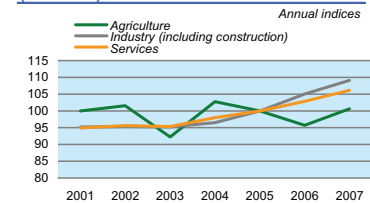


**Exports of goods and services, 2007:** % of GDP: 55.9

**Imports of goods and services, 2007:** 46.7

**External trade balance, 2007:** 9.2

## GDP in agriculture, industry, and services (2005=100)



## Road accidents

**Persons injured** in road accidents, 2005: 26 747

**Persons killed** in road accidents, 2005: 409

**GDP at current prices**  
in millions of US Dollars, PPP, 2007: 309 799  
in millions of CHF, 2007: 512 142

**GDP at current prices, per capita**  
US Dollars, PPP, 2007: 41 257  
CHF, 2007: 68 204

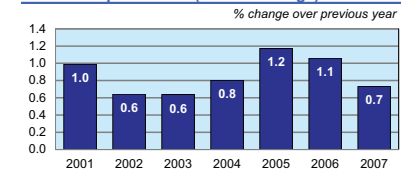
**Final consumption expenditure at current prices,**  
per capita, US Dollars, PPP, 2007: 28 289

**Purchasing Power Parity (PPP)**  
CHF per USD, 2007, US=1: 1.65

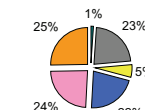
**Gross external debt:** in millions of US Dollars, 2007: 1 525 306

**Exchange rate**  
Annual average, CHF per USD, 2007: 1.200

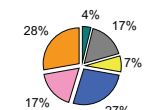
## Consumer price index (annual average)



## GDP by major sectors, 2007



## Employment in major sectors, 2007



- Agriculture, hunting & forestry; fishing (ISIC A-B)
- Industry, including energy (ISIC C-E)
- Construction (ISIC F)
- Wholesale & retail trade, repairs; hotels & restaurants; transport & communications (ISIC G-I)
- Financial intermediation; real estate, renting & business activities (ISIC J-K)
- Other service activities (ISIC L-P)

## Transport infrastructure

**Motorways**  
total length in kilometres, 2004: 1 341

**Railways**  
total length in kilometres: ..

