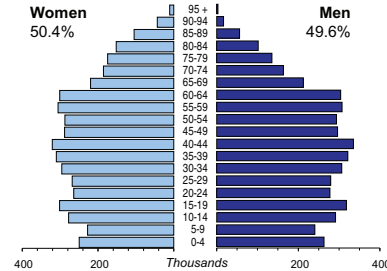




# SWEDEN

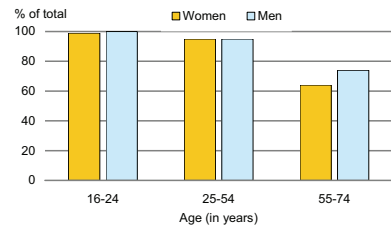
<b>Capital:</b>	Stockholm (776 962)
<b>Two largest cities:</b>	Gothenburg (487 350) Malmö (273 758)
<b>Area (km<sup>2</sup>):</b>	449 964
<b>Total population, 2007:</b>	9 113 257
<b>Population density (per km<sup>2</sup>), 2007:</b>	20
<b>Official languages:</b>	Swedish
<b>Date joined UN:</b>	19 November 1946
<b>National currency:</b>	Swedish krona (SEK)
<b>National statistical office:</b>	Statistics Sweden <a href="http://www.scb.se">http://www.scb.se</a>

## Population by age, 2007



<b>Life expectancy (in years), 2006:</b>	<b>at birth</b>	<b>at 65</b>
<b>Women:</b>	83	21
<b>Men:</b>	79	18
<b>Total fertility rate, 2007:</b>	1.9 average number of children per woman	
<b>Adolescent fertility rate, 2006:</b>	6 number of live births per 1000 women aged 15-19	
<b>Mean age of women at birth of first child, 2005:</b>	28.7 age in years	

## Computer use by age and sex, 2007

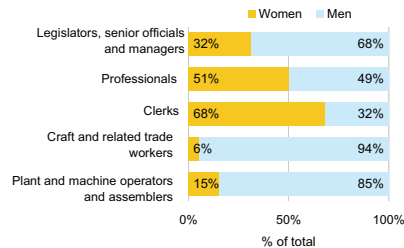


Time: UTC +1h

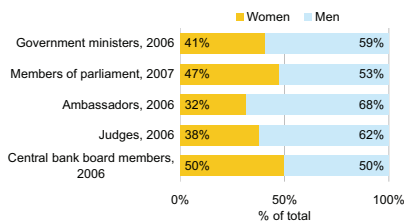


<b>Women in the labour force, 2007:</b>	48%
percentage of total for both sexes	
<b>Gender pay gap, 2006:</b>	19%
<b>Women in part-time employment, 2006:</b>	39%
percentage of total of women employed	
<b>Female tertiary students, 2005-2006:</b>	60%
percentage of total for both sexes	
<b>Women researchers, 2005:</b>	36%
percentage of total for both sexes	

## Employment by occupation groups, 2007:



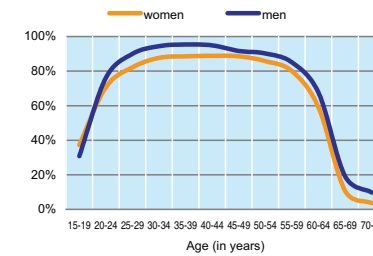
## Participation in public life



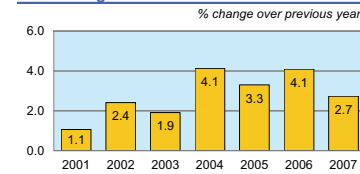
# SWEDEN

	2001	2002	2003	2004	2005	2006	2007
<b>Employment</b> (% change over previous year)	2.1	0.0	-0.6	-0.7	0.3	1.7	2.2
<b>Unemployment rate</b> (%)	4.9	4.9	5.6	6.3	7.4	7.0	6.1
<b>Youth unemployment rate</b> (%)	11.7	12.9	14.3	18.5	21.9	21.5	19.3

## Economic activity rate, 2007

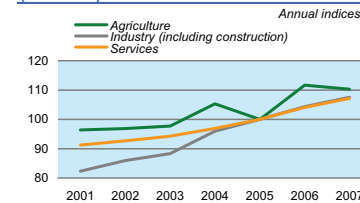


## Real GDP growth rate



	% of GDP
<b>Exports of goods and services, 2007:</b>	52.4
<b>Imports of goods and services, 2007:</b>	44.8
<b>External trade balance, 2007:</b>	7.6

## GDP in agriculture, industry, and services (2005=100)

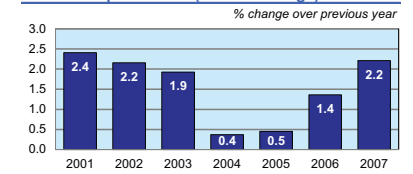


## Road accidents

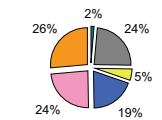
<b>Persons injured</b>	26 582
in road accidents, 2004	
<b>Persons killed</b>	480
in road accidents, 2004	

<b>GDP at current prices</b>	
in millions of US Dollars, PPP, 2007:	340 056
in millions of SEK, 2007:	3 070 591
<b>GDP at current prices, per capita</b>	
US Dollars, PPP, 2007:	37 173
SEK, 2007:	335 657
<b>Final consumption expenditure at current prices,</b>	
per capita, US Dollars, PPP, 2007:	27 004
<b>Purchasing Power Parity (PPP)</b>	
SEK per USD, 2007, US=1:	9.03
<b>Gross external debt:</b>	
in millions of US Dollars, 2005:	524 556
<b>Exchange rate</b>	
Annual average, SEK per USD, 2007:	6.759

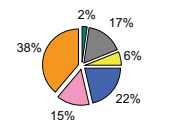
## Consumer price index (annual average)



## GDP by major sectors, 2007



## Employment in major sectors, 2007



- Agriculture, hunting & forestry; fishing (ISIC A-B)
- Industry, including energy (ISIC C-E)
- Construction (ISIC F)
- Wholesale & retail trade, repairs; hotels & restaurants; transport & communications (ISIC G-I)
- Financial intermediation; real estate, renting & business activities (ISIC J-K)
- Other service activities (ISIC L-P)

## Transport infrastructure

<b>Motorways</b>	1 591
total length in kilometres, 2003	
<b>Railways</b>	11 017
total length in kilometres, 2005	

