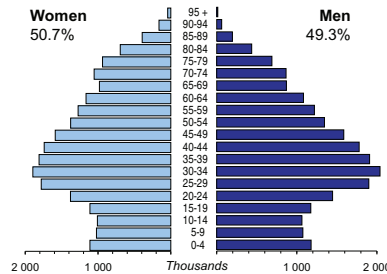




# SPAIN

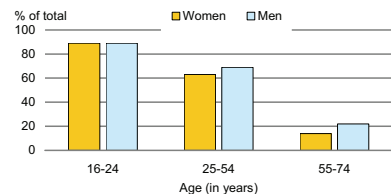
<b>Capital:</b>	Madrid (3 128 600)
<b>Two largest cities:</b>	Barcelona (1 605 602) Valencia (805 304)
<b>Area (km<sup>2</sup>):</b>	505 992
<b>Total population, 2007:</b>	44 474 631
<b>Population density (per km<sup>2</sup>), 2007:</b>	88
<b>Official languages:</b>	Spanish
<b>Date joined UN:</b>	14 December 1955
<b>National currency:</b>	Euro (EUR)
<b>National statistical office:</b>	National Institute of Statistics <a href="http://www.ine.es">http://www.ine.es</a>

## Population by age, 2007



<b>Life expectancy (in years), 2006:</b>	at birth	at 65
Women:	84	22
Men:	78	18
<b>Total fertility rate, 2007:</b>	average number of children per woman: 1.4	
<b>Adolescent fertility rate, 2005:</b>	number of live births per 1000 women aged 15-19: 11	
<b>Mean age of women at birth of first child, 2006:</b>	age in years: 29.3	

## Computer use by age and sex, 2007

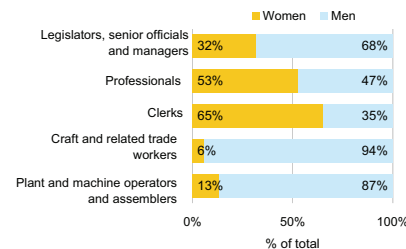


Time: UTC +1h

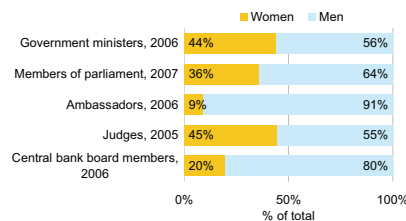


<b>Women in the labour force, 2007:</b>	percentage of total for both sexes: 42%
<b>Gender pay gap, 2006*:</b>	13%
<b>Women in part-time employment, 2006:</b>	percentage of total of women employed: 24%
<b>Female tertiary students, 2005-2006:</b>	percentage of total for both sexes: 54%
<b>Women researchers, 2006:</b>	percentage of total for both sexes: 37%

## Employment by occupation groups, 2007:



## Participation in public life

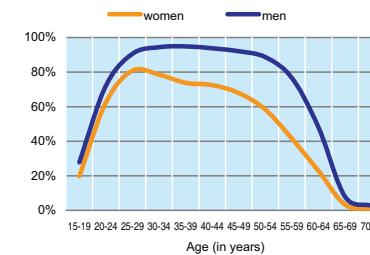


\* Calculated by Eurostat, based on hourly earnings.

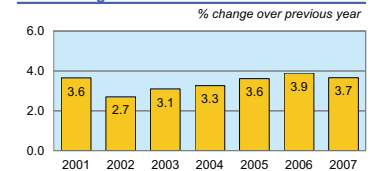
# SPAIN

	2001	2002	2003	2004	2005	2006	2007
<b>Employment</b> (% change over previous year)	3.2	2.4	3.1	3.5	4.1	3.9	3.0
<b>Unemployment rate</b> (%)	10.3	11.1	11.1	10.6	9.2	8.5	8.3
<b>Youth unemployment rate</b> (%)	20.7	21.6	22.3	22.4	19.7	17.9	18.2

## Economic activity rate, 2007

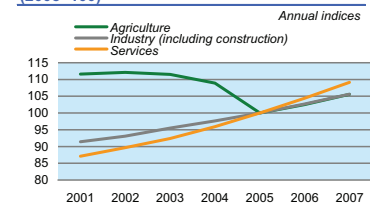


## Real GDP growth rate



	% of GDP
<b>Exports of goods and services, 2007:</b>	26.5
<b>Imports of goods and services, 2007:</b>	33.3
<b>External trade balance, 2007:</b>	-6.8

## GDP in agriculture, industry, and services (2005=100)

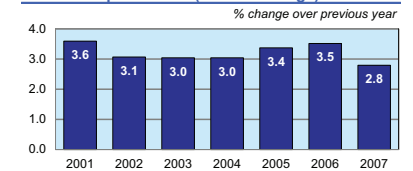


## Road accidents

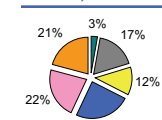
<b>Persons injured</b>	132 809
in road accidents, 2005	
<b>Persons killed</b>	4 442
in road accidents, 2005	

<b>GDP at current prices</b>	
in millions of US Dollars, PPP, 2007:	1 413 803
in millions of EUR, 2007:	1 050 595
<b>GDP at current prices, per capita</b>	
US Dollars, PPP, 2007:	31 506
EUR, 2007:	23 412
<b>Final consumption expenditure at current prices,</b>	
per capita, US Dollars, PPP, 2007:	23 824
<b>Purchasing Power Parity (PPP)</b>	0.74
EUR per USD, 2007, US=1:	
<b>Gross external debt:</b>	2 278 776
in millions of US Dollars, 2007:	
<b>Exchange rate</b>	0.731
Annual average, EUR per USD, 2007:	

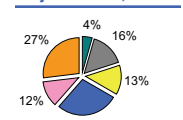
## Consumer price index (annual average)



## GDP by major sectors, 2007



## Employment in major sectors, 2007



- Agriculture, hunting & forestry; fishing (ISIC A-B)
- Industry, including energy (ISIC C-E)
- Construction (ISIC F)
- Wholesale & retail trade, repairs; hotels & restaurants; transport & communications (ISIC G-I)
- Financial intermediation; real estate, renting & business activities (ISIC J-K)
- Other service activities (ISIC L-P)

## Transport infrastructure

<b>Motorways</b>	11 432
total length in kilometres, 2005	
<b>Railways</b>	12 839
total length in kilometres, 2005	

