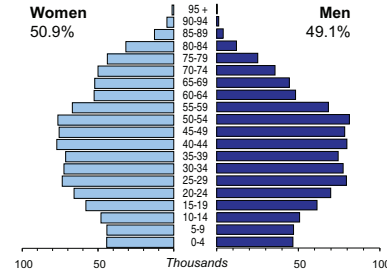




SLOVENIA

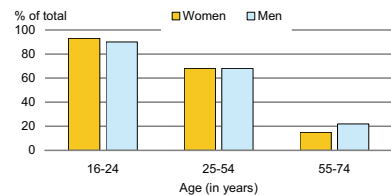
Capital:	Ljubljana (257 338)
Two largest cities:	Maribor (92 284) Celje (37 547)
Area (km²):	20 273
Total population, 2007:	2 010 377
Population density (per km²), 2007:	99
Official languages:	Slovenian
Date joined UN:	22 May 1992
National currency:	Euro (EUR)
National statistical office:	Statistical Office of the Republic of Slovenia http://www.stat.si

Population by age, 2007

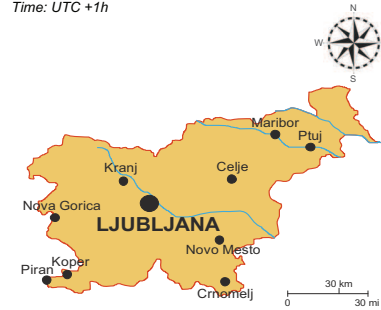


Life expectancy (in years), 2006:	at birth	at 65
Women:	82	20
Men:	75	16
Total fertility rate, 2007:	1.4	
average number of children per woman		
Adolescent fertility rate, 2006:	5	
number of live births per 1000 women aged 15-19		
Mean age of women at birth of first child, 2006:	27.9	
age in years		

Computer use by age and sex, 2007

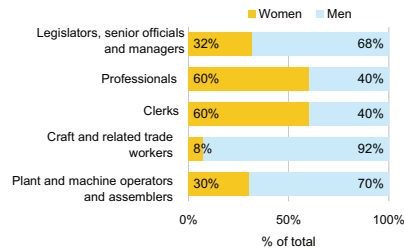


Time: UTC +1h

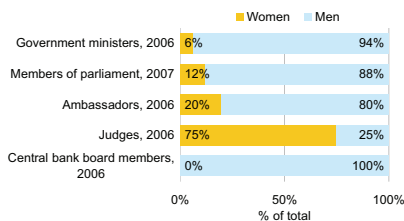


Women in the labour force, 2007:	46%
percentage of total for both sexes	
Gender pay gap, 2006*:	8%
Women in part-time employment, 2006:	12%
percentage of total of women employed	
Female tertiary students, 2005-2006:	58%
percentage of total for both sexes	
Women researchers, 2006:	35%
percentage of total for both sexes	

Employment by occupation groups, 2007:



Participation in public life

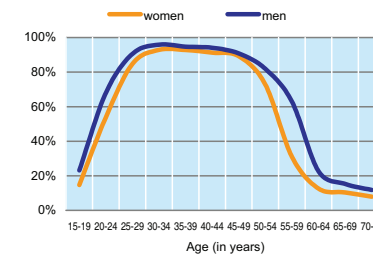


* Calculated by Eurostat, based on hourly earnings.

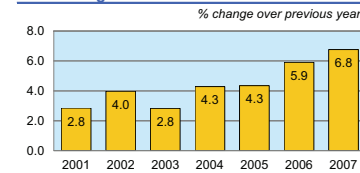
SLOVENIA

	2001	2002	2003	2004	2005	2006	2007
Employment (% change over previous year)	0.4	1.5	-0.4	0.3	-0.1	1.5	3.0
Unemployment rate (%)	6.2	6.3	6.7	6.3	6.5	6.0	4.9
Youth unemployment rate (%)	15.7	14.8	15.3	14.0	15.9	13.9	10.1

Economic activity rate, 2007

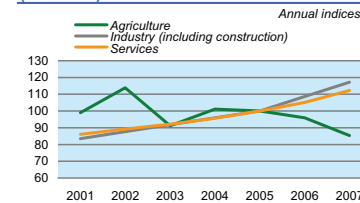


Real GDP growth rate



	% of GDP
Exports of goods and services, 2007:	70.2
Imports of goods and services, 2007:	71.5
External trade balance, 2007:	-1.3

GDP in agriculture, industry, and services (2005=100)

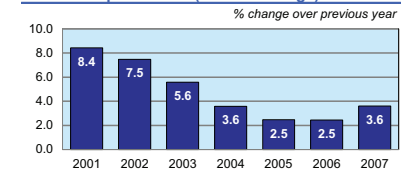


Road accidents

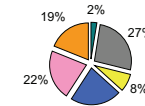
Persons injured	14 314
in road accidents, 2005	
Persons killed	258
in road accidents, 2005	

GDP at current prices	54 246
in millions of US Dollars, PPP, 2007:	
in millions of EUR, 2007:	
GDP at current prices, per capita	26 868
US Dollars, PPP, 2007:	
EUR, 2007:	
Final consumption expenditure at current prices,	18 769
per capita, US Dollars, PPP, 2007:	
Purchasing Power Parity (PPP)	0.64
EUR per USD, 2007, US=1:	
Gross external debt:	50 579
in millions of US Dollars, 2007:	
Exchange rate	0.731
Annual average, EUR per USD, 2007:	

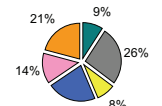
Consumer price index (annual average)



GDP by major sectors, 2007



Employment in major sectors, 2007



- Agriculture, hunting & forestry; fishing (ISIC A-B)
- Industry, including energy (ISIC C-E)
- Construction (ISIC F)
- Wholesale & retail trade, repairs; hotels & restaurants; transport & communications (ISIC G-I)
- Financial intermediation; real estate, renting & business activities (ISIC J-K)
- Other service activities (ISIC L-P)

Transport infrastructure

Motorways	569
total length in kilometres, 2005	
Railways	1 228
total length in kilometres, 2005	

