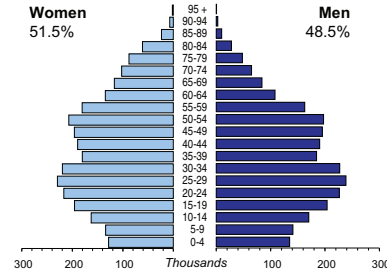




# SLOVAKIA

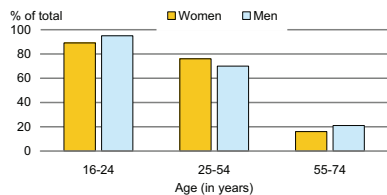
<b>Capital:</b>	Bratislava (428 672)
<b>Two largest cities:</b>	Kosice (236 093) Presov (92 786)
<b>Area (km<sup>2</sup>):</b>	49 034
<b>Total population, 2007:</b>	5 393 637
<b>Population density (per km<sup>2</sup>), 2007:</b>	110
<b>Official languages:</b>	Slovak
<b>Date joined UN:</b>	19 January 1993
<b>National currency:</b>	Euro (EUR)*
<b>National statistical office:</b>	Statistical Office of the Slovak Republic <a href="http://www.statistics.sk">http://www.statistics.sk</a>

## Population by age, 2007



<b>Life expectancy (in years), 2006:</b>	at birth	at 65
Women:	78	17
Men:	70	13
<b>Total fertility rate, 2007:</b>	1.3	
average number of children per woman		
<b>Adolescent fertility rate, 2006:</b>	20	
number of live births per 1000 women aged 15-19		
<b>Mean age of women at birth of first child, 2006:</b>	26.0	
age in years		

## Computer use by age and sex, 2007



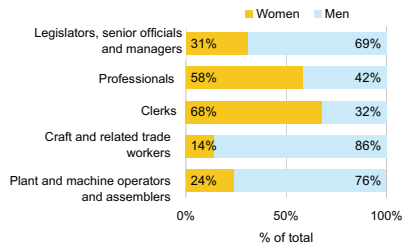
\*The Slovakian currency changed to euro (EUR) from 1 January 2009. National currency data for 2007 are in Slovak koruna (SKK)

Time: UTC +1h

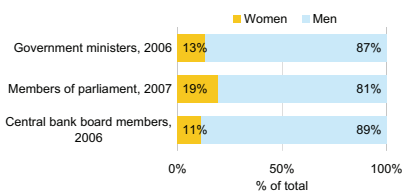


<b>Women in the labour force, 2007:</b>	45%
percentage of total for both sexes	
<b>Gender pay gap, 2006:</b>	26%
<b>Women in part-time employment, 2006:</b>	5%
percentage of total of women employed	
<b>Female tertiary students, 2005-2006:</b>	58%
percentage of total for both sexes	
<b>Women researchers, 2006:</b>	42%
percentage of total for both sexes	

## Employment by occupation groups, 2007:

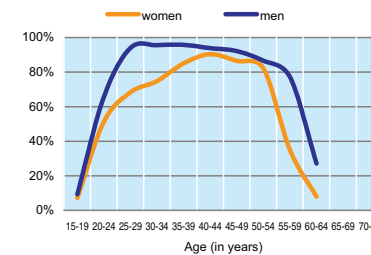


## Participation in public life

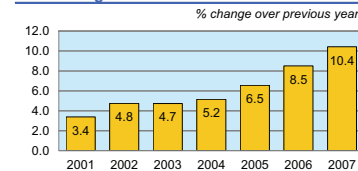


	2001	2002	2003	2004	2005	2006	2007
<b>Employment</b> (% change over previous year)	0.6	0.0	1.1	-0.2	1.4	2.3	2.1
<b>Unemployment rate</b> (%)	19.3	18.7	17.6	18.2	16.3	13.4	11.1
<b>Youth unemployment rate</b> (%)	38.9	37.7	32.9	32.8	30.1	26.6	20.3

## Economic activity rate, 2007

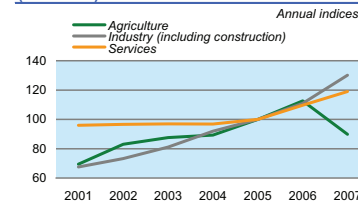


## Real GDP growth rate



<b>Exports of goods and services, 2007:</b>	86.5
<b>Imports of goods and services, 2007:</b>	87.5
<b>External trade balance, 2007:</b>	-1.0

## GDP in agriculture, industry, and services (2005=100)



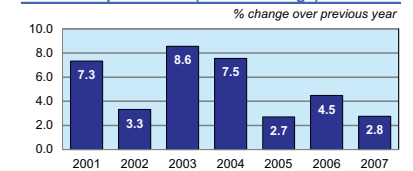
## Road accidents

<b>Persons injured</b>	10 490
in road accidents, 2005	
<b>Persons killed</b>	600
in road accidents, 2005	

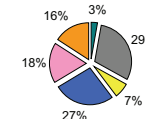
# SLOVAKIA

<b>GDP at current prices</b>	109 088
in millions of US Dollars, PPP, 2007:	
in millions of SKK, 2007:	1 852 781
<b>GDP at current prices, per capita</b>	20 213
US Dollars, PPP, 2007:	
SKK, 2007:	343 298
<b>Final consumption expenditure at current prices,</b>	14 793
per capita, US Dollars, PPP, 2007:	
<b>Purchasing Power Parity (PPP)</b>	16.98
SKK per USD, 2007, US=1:	
<b>Gross external debt:</b>	44 309
in millions of US Dollars, 2007:	
<b>Exchange rate</b>	24.686
Annual average, SKK per USD, 2007:	

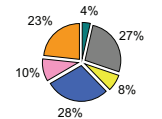
## Consumer price index (annual average)



## GDP by major sectors, 2007



## Employment in major sectors, 2007



- Agriculture, hunting & forestry; fishing (ISIC A-B)
- Industry, including energy (ISIC C-E)
- Construction (ISIC F)
- Wholesale & retail trade, repairs; hotels & restaurants; transport & communications (ISIC G-I)
- Financial intermediation; real estate, renting & business activities (ISIC J-K)
- Other service activities (ISIC L-P)

## Transport infrastructure

<b>Motorways</b>	328
total length in kilometres, 2005	
<b>Railways</b>	3 658
total length in kilometres, 2005	

