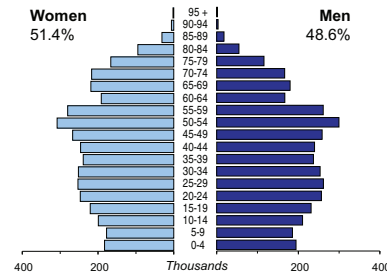




SERBIA

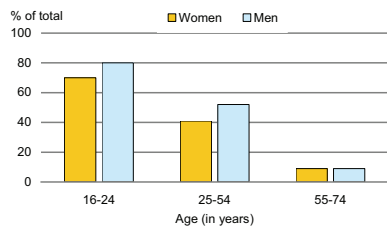
Capital:	Belgrade (1 306 168)
Two largest cities:	Novi Sad (248 241) Nis (181 317)
Area (km²):	77 498
Total population, 2007:	7 397 651
Population density (per km²), 2007:	95
Official languages:	Serbian
Date joined UN:	1 November 2000
National currency:	Serbian dinar (RSD)
National statistical office:	Statistical Office of the Republic of Serbia http://www.statserb.sr.gov.yu

Population by age, 2007



Life expectancy (in years), 2006:	at birth	at 65
Women:	76	15
Men:	71	13
Total fertility rate, 2006:	average number of children per woman: 1.4	
Adolescent fertility rate, 2006:	number of live births per 1000 women aged 15-19: 23	
Mean age of women at birth of first child, 2006:	age in years: 26.0	

Computer use by age and sex, 2007

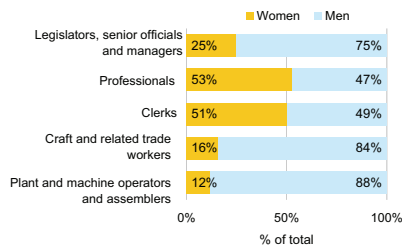


Time: UTC +1h

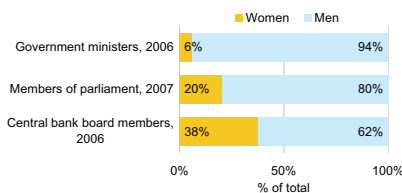


Women in the labour force, 2007:	43%
percentage of total for both sexes	
Gender pay gap, 2006:	7%
Women in part-time employment, 2006:	9%
percentage of total of women employed	
Female tertiary students, 2006-2007:	55%
percentage of total for both sexes	
Women researchers, 2005:	44%
percentage of total for both sexes	

Employment by occupation groups, 2006:

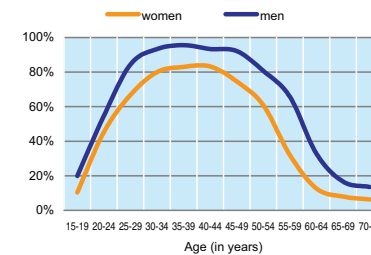


Participation in public life

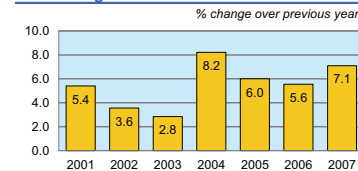


	2001	2002	2003	2004	2005	2006	2007
Employment (% change over previous year)	0.2	-1.7	-1.2	0.5	0.9	-2.1	-1.1
Unemployment rate (%)	12.2	13.3	14.6	18.5	20.8	20.9	18.1
Youth unemployment rate (%)	48.1	47.7	47.8	43.7

Economic activity rate, 2007

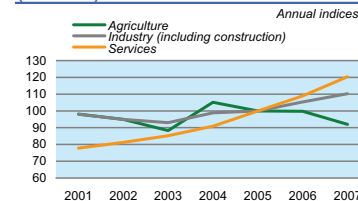


Real GDP growth rate



	% of GDP
Exports of goods and services, 2007:	34.7
Imports of goods and services, 2007:	56.4
External trade balance, 2007:	-21.7

GDP in agriculture, industry, and services (2005=100)

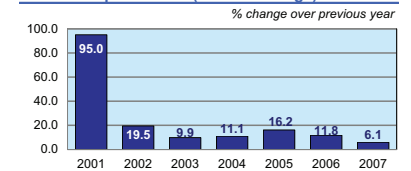


Road accidents

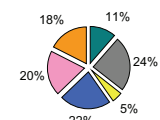
Persons injured	in road accidents	..
Persons killed	in road accidents	..

GDP at current prices	in millions of US Dollars, PPP, 2007: 75 014
	in millions of RSD, 2007: 2 329 400
GDP at current prices, per capita	US Dollars, PPP, 2007: 10 162
	RSD, 2007: 315 568
Final consumption expenditure at current prices,	per capita, US Dollars, PPP, 2007: 9 924
Purchasing Power Parity (PPP)	RSD per USD, 2007, US=1: 31.05
Gross external debt:	in millions of US Dollars: ..
Exchange rate	Annual average, RSD per USD, 2007: 58.454

Consumer price index (annual average)



GDP by major sectors, 2006



Employment in major sectors



- Agriculture, hunting & forestry; fishing (ISIC A-B)
- Industry, including energy (ISIC C-E)
- Construction (ISIC F)
- Wholesale & retail trade, repairs; hotels & restaurants; transport & communications (ISIC G-I)
- Financial intermediation; real estate, renting & business activities (ISIC J-K)
- Other service activities (ISIC L-P)

Transport infrastructure

Motorways	total length in kilometres	..
Railways	total length in kilometres	..

