

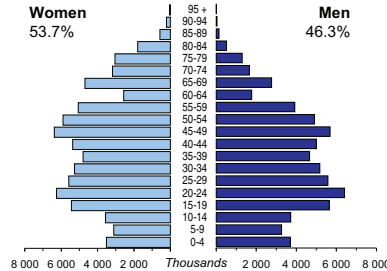
RUSSIAN FEDERATION

Capital:	Moscow (10 433 869)
Two largest cities:	St Petersburg (4 575 902) Novosibirsk (1 394 469)
Area (km²):	17 075 400
Total population, 2007:	142 220 968
Population density (per km2), 2007:	8
Official languages:	Russian
Date joined UN:	24 October 1945
National currency:	Russian ruble (RUB)
National statistical office:	Federal State Statistics Service (ROSSTAT) http://www.gks.ru

Time: UTC +3h



Population by age, 2007



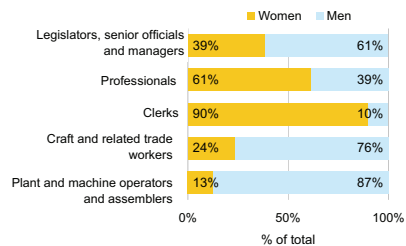
Life expectancy (in years), 2006:	at birth	at 65
Women:	73	16
Men:	60	11
Total fertility rate, 2007:	1.4	
average number of children per woman		
Adolescent fertility rate, 2004:	28	
number of live births per 1000 women aged 15-19		
Mean age of women at birth of first child, 1995:	22.6	
age in years		

Computer use by age and sex

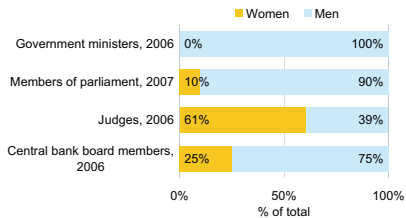


Women in the labour force, 2007:	49%
percentage of total for both sexes	
Gender pay gap, 2005:	39%
Women in part-time employment, 2001:	6%
percentage of total of women employed	
Female tertiary students, 2006-2007:	56%
percentage of total for both sexes	
Women researchers, 2006:	42%
percentage of total for both sexes	

Employment by occupation groups, 2007:



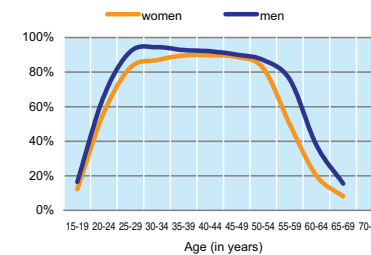
Participation in public life



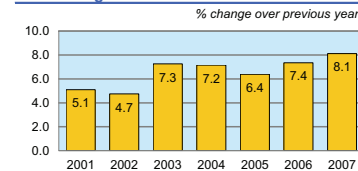
RUSSIAN FEDERATION

	2001	2002	2003	2004	2005	2006	2007
Employment (% change over previous year)	0.1	2.4	-0.3	1.3	1.3	1.0	2.5
Unemployment rate (%)	9.0	7.9	8.3	7.8	7.3	7.2	6.1
Youth unemployment rate (%)	18.0	15.6	17.5	17.2	15.7	16.5	14.5

Economic activity rate, 2006

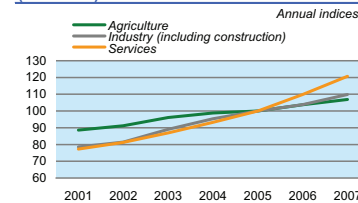


Real GDP growth rate



	% of GDP
Exports of goods and services, 2007:	30.5
Imports of goods and services, 2007:	21.8
External trade balance, 2007:	8.7

GDP in agriculture, industry, and services (2005=100)

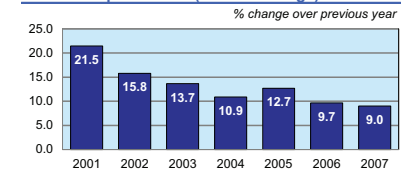


Road accidents

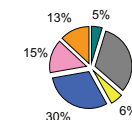
Persons injured	251 386
in road accidents, 2004	
Persons killed	34 506
in road accidents, 2004	

GDP at current prices	2 088 901
in millions of US Dollars, PPP, 2007:	
in millions of RUB, 2007:	32 987 375
GDP at current prices, per capita	14 699
US Dollars, PPP, 2007:	
RUB, 2007:	232 125
Final consumption expenditure at current prices,	9 719
per capita, US Dollars, PPP, 2007:	
Purchasing Power Parity (PPP)	15.79
RUB per USD, 2007, US=1:	
Gross external debt:	459 621
in millions of US Dollars, 2007:	
Exchange rate	25.575
Annual average, RUB per USD, 2007:	

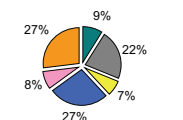
Consumer price index (annual average)



GDP by major sectors, 2007



Employment in major sectors, 2007



- Agriculture, hunting & forestry; fishing (ISIC A-B)
- Industry, including energy (ISIC C-E)
- Construction (ISIC F)
- Wholesale & retail trade, repairs; hotels & restaurants; transport & communications (ISIC G-I)
- Financial intermediation; real estate, renting & business activities (ISIC J-K)
- Other service activities (ISIC L-P)

Transport infrastructure

Motorways	801
total length in kilometres, 2004	
Railways	85 286
total length in kilometres, 2004	

