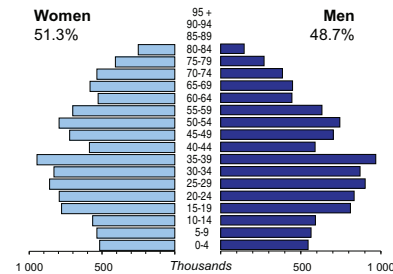




ROMANIA

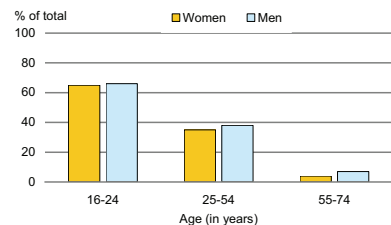
Capital:	Bucharest (1 931 236)
Two largest cities:	Iasi (316 716) Cluj-Napoca (305 620)
Area (km²):	238 391
Total population, 2007:	21 565 119
Population density (per km2), 2007:	90
Official languages:	Romanian
Date joined UN:	14 December 1955
National currency:	Romanian new leu (RON)
National statistical office:	National Institute of Statistics http://www.insse.ro

Population by age, 2007



Life expectancy (in years), 2007:	at birth	at 65
Women:	77	17
Men:	70	14
Total fertility rate, 2007:	average number of children per woman: 1.3	
Adolescent fertility rate, 2006:	number of live births per 1000 women aged 15-19: 35	
Mean age of women at birth of first child, 2006:	age in years: 25.2	

Computer use by age and sex, 2007

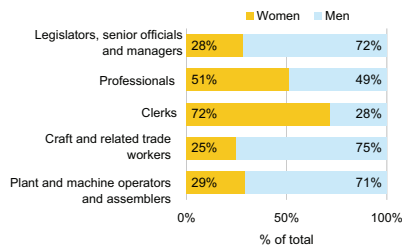


Time: UTC +2h

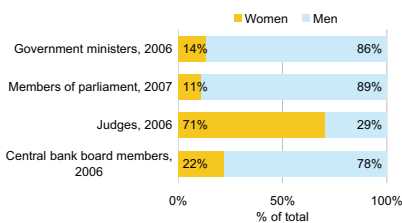


Women in the labour force, 2007:	45%
percentage of total for both sexes	
Gender pay gap, 2006:	13%
Women in part-time employment, 2006:	10%
percentage of total of women employed	
Female tertiary students, 2005-2006:	55%
percentage of total for both sexes	
Women researchers, 2006:	43%
percentage of total for both sexes	

Employment by occupation groups, 2007:

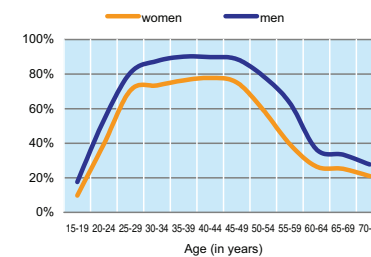


Participation in public life

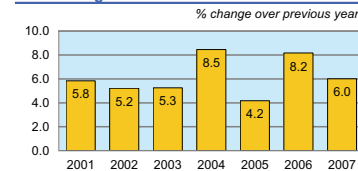


	2001	2002	2003	2004	2005	2006	2007
Employment (% change over previous year)	-1.9	-4.2	-0.1	-0.7	-0.1	1.8	0.4
Unemployment rate (%)	6.8	8.6	7.0	8.1	7.2	7.3	6.4
Youth unemployment rate (%)	17.6	22.2	19.5	22.3	20.2	21.4	20.1

Economic activity rate, 2007

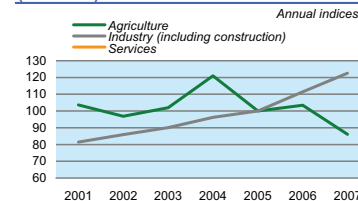


Real GDP growth rate



	% of GDP
Exports of goods and services, 2007:	30.4
Imports of goods and services, 2007:	44.7
External trade balance, 2007:	-14.3

GDP in agriculture, industry, and services (2005=100)



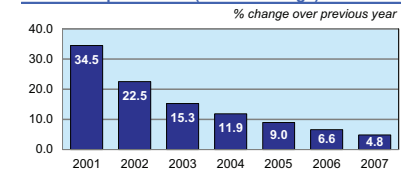
Road accidents

Persons injured	5 868
in road accidents, 2005	
Persons killed	2 641
in road accidents, 2005	

ROMANIA

GDP at current prices	257 822
in millions of US Dollars, PPP, 2007:	
in millions of RON, 2007:	404 709
GDP at current prices, per capita	12 026
US Dollars, PPP, 2007:	
RON, 2007:	18 878
Final consumption expenditure at current prices,	10 186
per capita, US Dollars, PPP, 2007:	
Purchasing Power Parity (PPP)	1.57
RON per USD, 2007, US=1:	
Gross external debt:	29 126
in millions of US Dollars, 2005:	
Exchange rate	2.438
Annual average, RON per USD, 2007:	

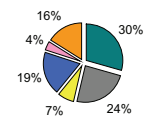
Consumer price index (annual average)



GDP by major sectors



Employment in major sectors, 2007



- Agriculture, hunting & forestry; fishing (ISIC A-B)
- Industry, including energy (ISIC C-E)
- Construction (ISIC F)
- Wholesale & retail trade, repairs; hotels & restaurants; transport & communications (ISIC G-I)
- Financial intermediation, real estate, renting & business activities (ISIC J-K)
- Other service activities (ISIC L-P)

Transport infrastructure

Motorways	228
total length in kilometres, 2005	
Railways	10 948
total length in kilometres, 2005	

