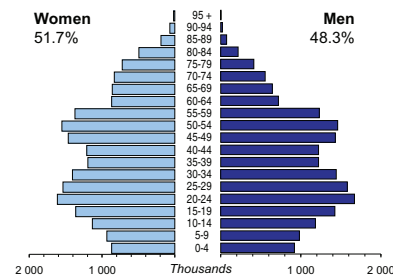


POLAND

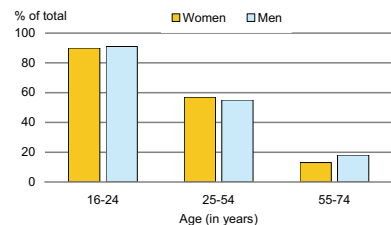
Capital:	Warsaw (1 700 536)
Two largest cities:	Lodz (764 168) Krakow (756 757)
Area (km²):	312 685
Total population, 2007:	38 125 479
Population density (per km²), 2007:	122
Official languages:	Polish
Date joined UN:	24 October 1945
National currency:	Polish zloty (PLN)
National statistical office:	Central Statistical Office of Poland http://www.stat.gov.pl

Population by age, 2007



Life expectancy (in years), 2006:	at birth	at 65
Women:	80	19
Men:	71	15
Total fertility rate, 2006:	1.3	
average number of children per woman		
Adolescent fertility rate, 2006:	14	
number of live births per 1000 women aged 15-19		
Mean age of women at birth of first child, 2005:	25.8	
age in years		

Computer use by age and sex, 2007

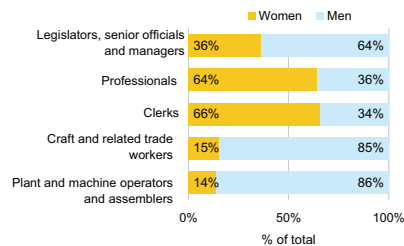


Time: UTC +1h

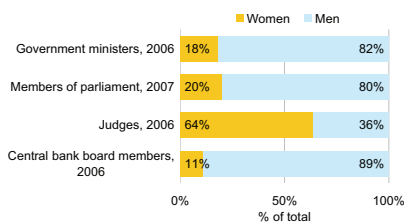


Women in the labour force, 2007:	45%
percentage of total for both sexes	
Gender pay gap, 2004:	17%
Women in part-time employment, 2006:	13%
percentage of total of women employed	
Female tertiary students, 2005-2006:	57%
percentage of total for both sexes	
Women researchers, 2006:	39%
percentage of total for both sexes	

Employment by occupation groups, 2007:



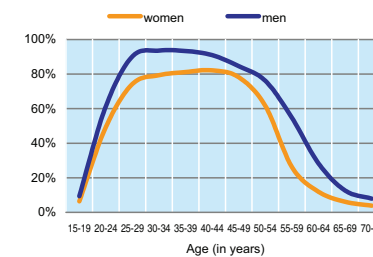
Participation in public life



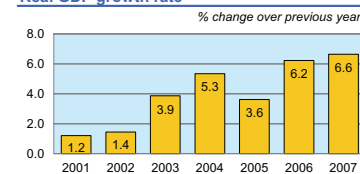
POLAND

	2001	2002	2003	2004	2005	2006	2007
Employment (% change over previous year)	-3.2	-1.9	-12.5	-0.3	1.0	1.9	2.5
Unemployment rate (%)	18.3	20.0	19.7	19.0	17.8	13.9	9.6
Youth unemployment rate (%)	39.2	41.6	41.4	40.1	36.9	29.8	21.7

Economic activity rate, 2007

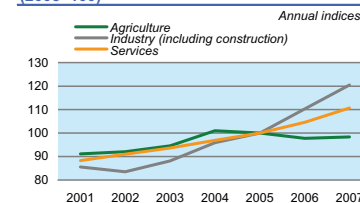


Real GDP growth rate



	% of GDP
Exports of goods and services, 2007:	40.9
Imports of goods and services, 2007:	43.6
External trade balance, 2007:	-2.7

GDP in agriculture, industry, and services (2005=100)

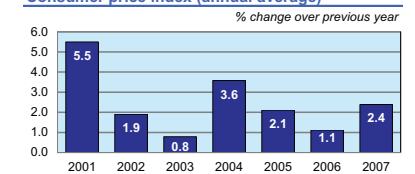


Road accidents

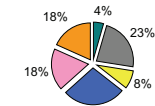
Persons injured	61 191
in road accidents, 2005	
Persons killed	5 444
in road accidents, 2005	

GDP at current prices	604 310
in millions of US Dollars, PPP, 2007:	
in millions of PLN, 2007:	1 167 795
GDP at current prices, per capita	15 854
US Dollars, PPP, 2007:	
PLN, 2007:	30 638
Final consumption expenditure at current prices,	12 510
per capita, US Dollars, PPP, 2007:	
Purchasing Power Parity (PPP)	1.93
PLN per USD, 2007, US=1:	
Gross external debt:	229 938
in millions of US Dollars, 2007:	
Exchange rate	2.766
Annual average, PLN per USD, 2007:	

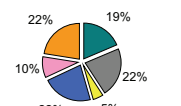
Consumer price index (annual average)



GDP by major sectors, 2007



Employment in major sectors, 2006



- Agriculture, hunting & forestry; fishing (ISIC A-B)
- Industry, including energy (ISIC C-E)
- Construction (ISIC F)
- Wholesale & retail trade, repairs; hotels & restaurants; transport & communications (ISIC G-I)
- Financial intermediation; real estate, renting & business activities (ISIC J-K)
- Other service activities (ISIC L-P)

Transport infrastructure

Motorways	552
total length in kilometres, 2005	
Railways	20 253
total length in kilometres, 2005	

