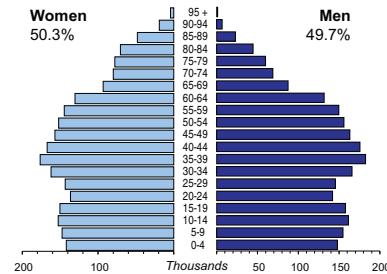




NORWAY

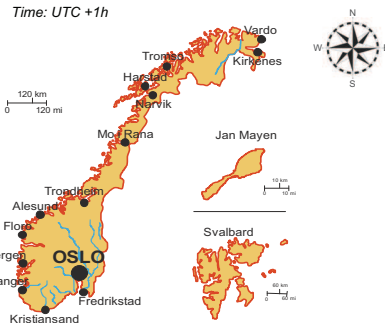
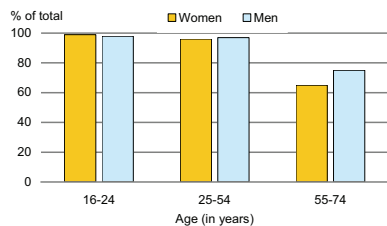
Capital:	Oslo (543 514)
Two largest cities:	Bergen (243 389) Trondheim (160 172)
Area (km²):	323 759
Total population, 2007:	4 681 134
Population density (per km²), 2007:	14
Official languages:	Norwegian
Date joined UN:	27 November 1945
National currency:	Norwegian krone (NOK)
National statistical office:	Statistics Norway http://www.ssb.no

Population by age, 2007



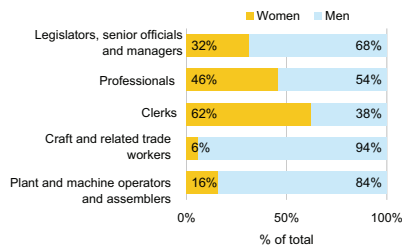
Life expectancy (in years), 2006:	at birth	at 65
Women:	83	21
Men:	78	18
Total fertility rate, 2007:	average number of children per woman: 1.9	
Adolescent fertility rate, 2006:	number of live births per 1000 women aged 15-19: 9	
Mean age of women at birth of first child, 2006:	age in years: 28.1	

Computer use by age and sex, 2007

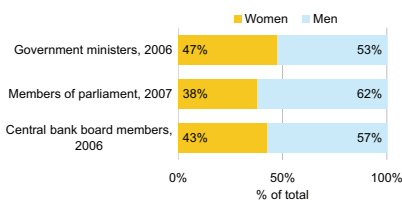


Women in the labour force, 2007:	percentage of total for both sexes: 47%
Gender pay gap, 2005:	13%
Women in part-time employment, 2006:	percentage of total of women employed: 44%
Female tertiary students, 2005-2006:	percentage of total for both sexes: 60%
Women researchers, 2005:	percentage of total for both sexes: 32%

Employment by occupation groups, 2007:



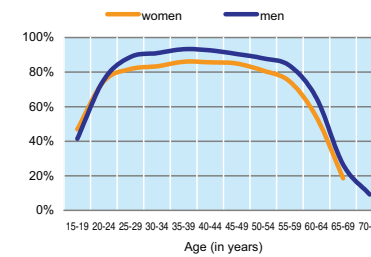
Participation in public life



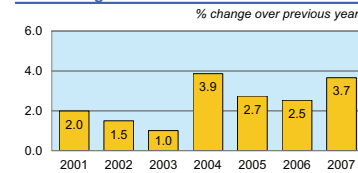
NORWAY

	2001	2002	2003	2004	2005	2006	2007
Employment (% change over previous year)	0.3	0.4	-1.0	0.4	1.2	3.4	4.0
Unemployment rate (%)	3.6	3.9	4.5	4.4	4.6	3.5	2.6
Youth unemployment rate (%)	12.2	13.0	11.9	12.8	11.5	8.7	7.4

Economic activity rate, 2007

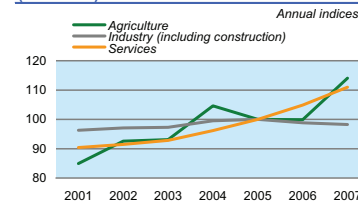


Real GDP growth rate



	% of GDP
Exports of goods and services, 2007:	45.8
Imports of goods and services, 2007:	30.1
External trade balance, 2007:	15.7

GDP in agriculture, industry, and services (2005=100)

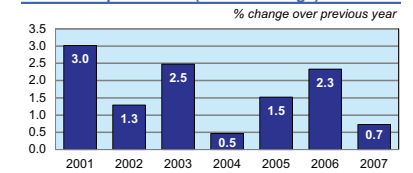


Road accidents

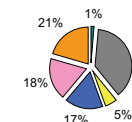
Persons injured	11 214
in road accidents, 2005	
Persons killed	224
in road accidents, 2005	

GDP at current prices	255 401
in millions of US Dollars, PPP, 2007:	
in millions of NOK, 2007:	2 276 757
GDP at current prices, per capita	54 271
US Dollars, PPP, 2007:	
NOK, 2007:	483 799
Final consumption expenditure at current prices,	33 262
per capita, US Dollars, PPP, 2007:	
Purchasing Power Parity (PPP)	8.91
NOK per USD, 2007, US=1:	
Gross external debt:	539 357
in millions of US Dollars, 2007:	
Exchange rate	5.861
Annual average, NOK per USD, 2007:	

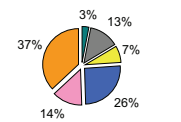
Consumer price index (annual average)



GDP by major sectors, 2007



Employment in major sectors, 2007



- Agriculture, hunting & forestry; fishing (ISIC A-B)
- Industry, including energy (ISIC C-E)
- Construction (ISIC F)
- Wholesale & retail trade, repairs; hotels & restaurants; transport & communications (ISIC G-I)
- Financial intermediation; real estate, renting & business activities (ISIC J-K)
- Other service activities (ISIC L-P)

Transport infrastructure

Motorways	264
total length in kilometres, 2005	
Railways	4 087
total length in kilometres, 2005	

