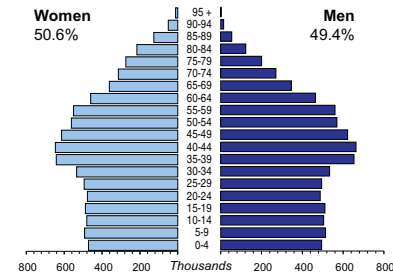




NETHERLANDS

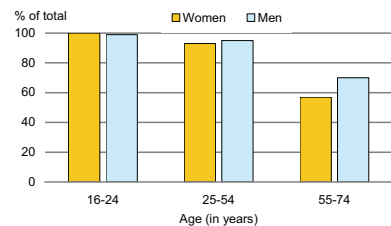
Capital:	Amsterdam (743 079)
Two largest cities:	Rotterdam (588 697) The Hague (475 627)
Area (km²):	41 526
Total population, 2007:	16 357 992
Population density (per km²), 2007:	394
Official languages:	Dutch
Date joined UN:	10 December 1945
National currency:	Euro (EUR)
National statistical office:	Statistics Netherlands http://www.cbs.nl

Population by age, 2007



Life expectancy (in years), 2006:	at birth	at 65
Women:	82	20
Men:	78	17
Total fertility rate, 2007:	average number of children per woman: 1.7	
Adolescent fertility rate, 2006:	number of live births per 1000 women aged 15-19: 5	
Mean age of women at birth of first child, 2005:	age in years: 28.9	

Computer use by age and sex, 2007

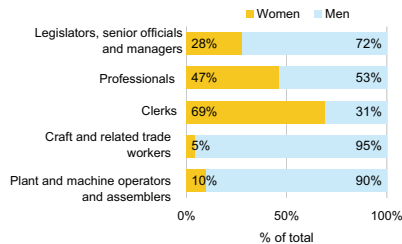


Time: UTC +1h

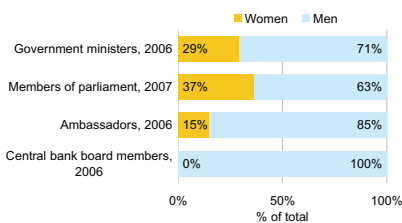


Women in the labour force, 2007:	46%
percentage of total for both sexes	
Gender pay gap, 2005:	18%
Women in part-time employment, 2006:	74%
percentage of total of women employed	
Female tertiary students, 2005-2006:	51%
percentage of total for both sexes	
Women researchers, 2005:	18%
percentage of total for both sexes	

Employment by occupation groups, 2007:



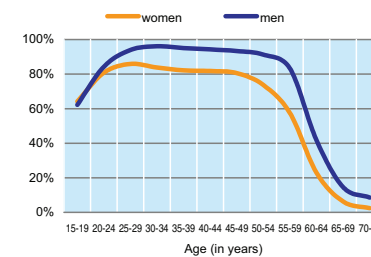
Participation in public life



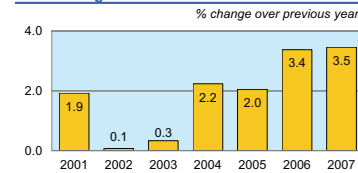
NETHERLANDS

	2001	2002	2003	2004	2005	2006	2007
Employment (% change over previous year)	2.1	0.5	-0.5	-0.9	0.5	1.8	2.5
Unemployment rate (%)	2.2	2.8	3.7	4.6	4.7	3.9	3.2
Youth unemployment rate (%)	4.4	4.6	6.6	8.0	8.2	6.6	5.9

Economic activity rate, 2007

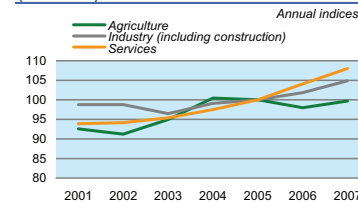


Real GDP growth rate



Exports of goods and services, 2007:	74.9
Imports of goods and services, 2007:	66.3
External trade balance, 2007:	8.6

GDP in agriculture, industry, and services (2005=100)

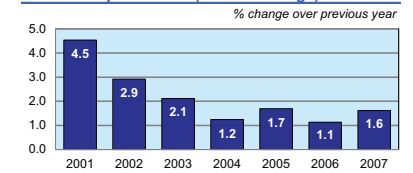


Road accidents

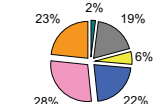
Persons injured	33 302
in road accidents, 2004	
Persons killed	804
in road accidents, 2004	

GDP at current prices	639 903
in millions of US Dollars, PPP, 2007:	
in millions of EUR, 2007:	567 066
GDP at current prices, per capita	39 073
US Dollars, PPP, 2007:	
EUR, 2007:	34 626
Final consumption expenditure at current prices,	28 032
per capita, US Dollars, PPP, 2007:	
Purchasing Power Parity (PPP)	0.89
EUR per USD, 2007, US=1:	
Gross external debt:	2 562 348
in millions of US Dollars, 2007:	
Exchange rate	0.731
Annual average, EUR per USD, 2007:	

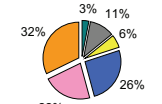
Consumer price index (annual average)



GDP by major sectors, 2007



Employment in major sectors, 2007



- Agriculture, hunting & forestry; fishing (ISIC A-B)
- Industry, including energy (ISIC C-E)
- Construction (ISIC F)
- Wholesale & retail trade, repairs; hotels & restaurants; transport & communications (ISIC G-I)
- Financial intermediation; real estate, renting & business activities (ISIC J-K)
- Other service activities (ISIC L-P)

Transport infrastructure

Motorways	2 342
total length in kilometres, 2004	
Railways	2 810
total length in kilometres, 2005	

