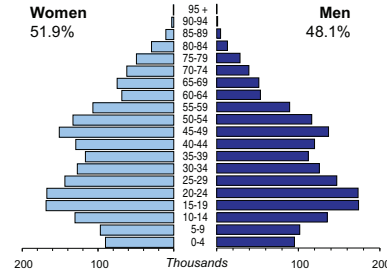




# MOLDOVA, REPUBLIC OF

<b>Capital:</b>	Chisinau (661 200)
<b>Two largest cities:</b>	Balti (144 200)
	n/a
<b>Area (km<sup>2</sup>):</b>	33 845
<b>Total population, 2007:</b>	3 581 113
<b>Population density (per km<sup>2</sup>), 2007:</b>	106
<b>Official languages:</b>	Moldavian
<b>Date joined UN:</b>	2 March 1992
<b>National currency:</b>	Moldovan leu (MDL)
<b>National statistical office:</b>	National Bureau of Statistics of the Republic of Moldova <a href="http://www.statistica.md">http://www.statistica.md</a>

## Population by age, 2007



<b>Life expectancy (in years), 2006:</b>	at birth	at 65
Women:	72	14
Men:	65	11
<b>Total fertility rate, 2006:</b>	1.2	
average number of children per woman		
<b>Adolescent fertility rate, 2006:</b>	28	
number of live births per 1000 women aged 15-19		
<b>Mean age of women at birth of first child, 2006:</b>	22.5	
age in years		

## Computer use by age and sex

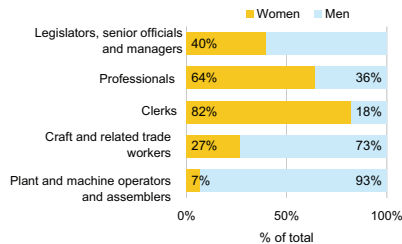


Time: UTC +2h

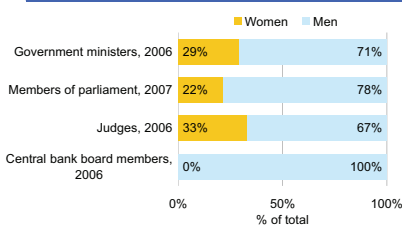


<b>Women in the labour force, 2007:</b>	50%
percentage of total for both sexes	
<b>Gender pay gap, 2004:</b>	29%
<b>Women in part-time employment:</b>	..
percentage of total of women employed	
<b>Female tertiary students, 2006-2007:</b>	58%
percentage of total for both sexes	
<b>Women researchers:</b>	..
percentage of total for both sexes	

## Employment by occupation groups, 2007:



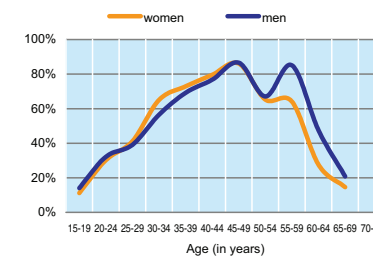
## Participation in public life



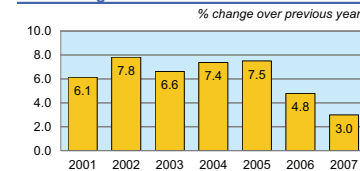
# MOLDOVA, REPUBLIC OF

	2001	2002	2003	2004	2005	2006	2007
<b>Employment (% change over previous year)</b>	-1.0	0.4	-9.9	-3.0	0.2	-4.7	-0.8
<b>Unemployment rate (%)</b>	7.3	6.8	7.9	8.1	7.3	7.4	5.1
<b>Youth unemployment rate (%)</b>	16.3	15.2	18.1	19.7	18.7	17.1	14.4

## Economic activity rate, 2005

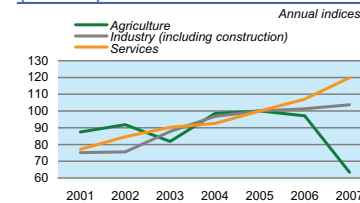


## Real GDP growth rate



<b>Exports of goods and services, 2007:</b>	45.3
<b>Imports of goods and services, 2007:</b>	96.1
<b>External trade balance, 2007:</b>	-50.8

## GDP in agriculture, industry, and services (2005=100)

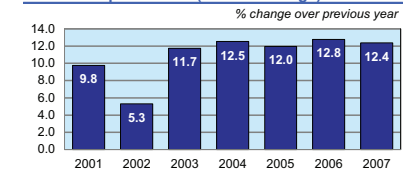


## Road accidents

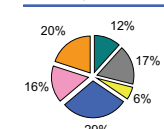
<b>Persons injured</b>	3 216
in road accidents, 2003	
<b>Persons killed</b>	391
in road accidents, 2005	

<b>GDP at current prices</b>	9 714
in millions of US Dollars, PPP, 2007:	
in millions of MDL, 2007:	53 354
<b>GDP at current prices, per capita</b>	2 716
US Dollars, PPP, 2007:	
MDL, 2007:	14 916
<b>Final consumption expenditure at current prices,</b>	3 059
per capita, US Dollars, PPP, 2007:	
<b>Purchasing Power Parity (PPP)</b>	5.49
MDL per USD, 2007, US=1:	
<b>Gross external debt:</b>	3 300
in millions of US Dollars, 2007:	
<b>Exchange rate</b>	12.140
Annual average, MDL per USD, 2007:	

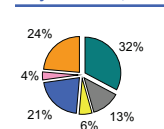
## Consumer price index (annual average)



## GDP by major sectors, 2007



## Employment in major sectors, 2007



- Agriculture, hunting & forestry; fishing (ISIC A-B)
- Industry, including energy (ISIC C-E)
- Construction (ISIC F)
- Wholesale & retail trade, repairs; hotels & restaurants; transport & communications (ISIC G-I)
- Financial intermediation; real estate, renting & business activities (ISIC J-K)
- Other service activities (ISIC L-P)

## Transport infrastructure

<b>Motorways</b>	0
total length in kilometres, 2004	
<b>Railways</b>	1 075
total length in kilometres, 2004	

