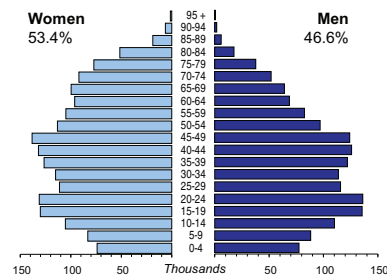




LITHUANIA

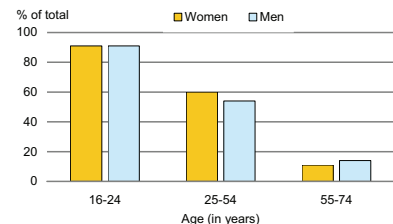
Capital:	Vilnius (542 303)
Two largest cities:	Kaunas (359 374) Klaipeda (186 626)
Area (km²):	65 300
Total population, 2007:	3 384 879
Population density (per km2), 2007:	52
Official languages:	Lithuanian
Date joined UN:	17 September 1991
National currency:	Lithuanian litas (LTL)
National statistical office:	Statistical Office of Lithuania http://www.std.lt

Population by age, 2007

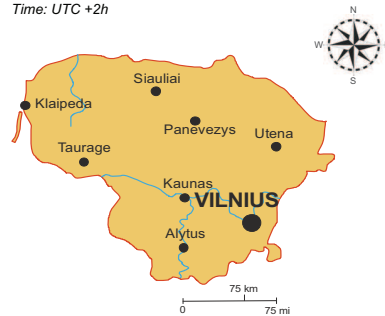


Life expectancy (in years), 2006:	at birth	at 65
Women:	77	18
Men:	65	13
Total fertility rate, 2007:	1.4	
average number of children per woman		
Adolescent fertility rate, 2006:	19	
number of live births per 1000 women aged 15-19		
Mean age of women at birth of first child, 2006:	25.2	
age in years		

Computer use by age and sex, 2007

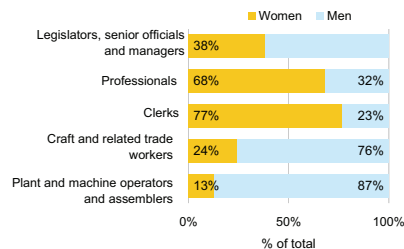


Time: UTC +2h

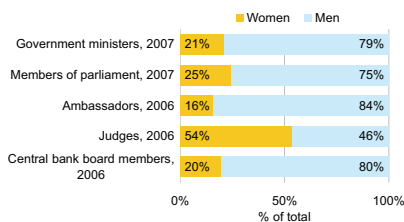


Women in the labour force, 2007:	49%
percentage of total for both sexes	
Gender pay gap, 2007:	21%
Women in part-time employment, 2006:	12%
percentage of total of women employed	
Female tertiary students, 2005-2006:	60%
percentage of total for both sexes	
Women researchers, 2005:	49%
percentage of total for both sexes	

Employment by occupation groups, 2007:



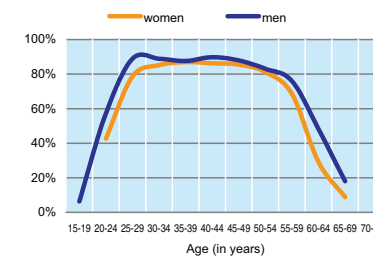
Participation in public life



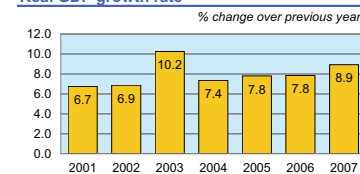
LITHUANIA

	2001	2002	2003	2004	2005	2006	2007
Employment (% change over previous year)	-3.8	3.6	2.2	-0.1	2.5	1.7	2.0
Unemployment rate (%)	16.5	13.5	12.5	11.4	8.3	5.6	4.3
Youth unemployment rate (%)	31.6	20.4	26.9	21.2	15.7	9.8	8.2

Economic activity rate, 2007

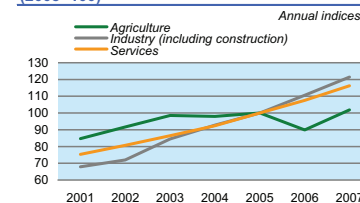


Real GDP growth rate



	% of GDP
Exports of goods and services, 2007:	54.4
Imports of goods and services, 2007:	67.8
External trade balance, 2007:	-13.4

GDP in agriculture, industry, and services (2005=100)

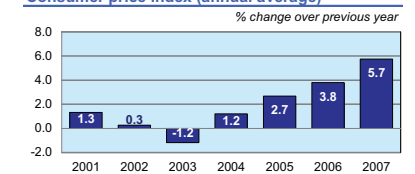


Road accidents

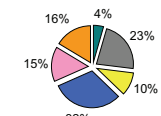
Persons injured	8 474
in road accidents, 2005	
Persons killed	772
in road accidents, 2005	

GDP at current prices	60 877
in millions of US Dollars, PPP, 2007:	
GDP at current prices, per capita	18 032
US Dollars, PPP, 2007:	
LTL, 2007:	29 070
Final consumption expenditure at current prices,	14 948
per capita, US Dollars, PPP, 2007:	
Purchasing Power Parity (PPP)	1.61
LTL per USD, 2007, US=1:	
Gross external debt:	30 083
in millions of US Dollars, 2007:	
Exchange rate	2.523
Annual average, LTL per USD, 2007:	

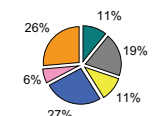
Consumer price index (annual average)



GDP by major sectors, 2007



Employment in major sectors, 2007



- Agriculture, hunting & forestry; fishing (ISIC A-B)
- Industry, including energy (ISIC C-E)
- Construction (ISIC F)
- Wholesale & retail trade, repairs; hotels & restaurants; transport & communications (ISIC G-I)
- Financial intermediation; real estate, renting & business activities (ISIC J-K)
- Other service activities (ISIC L-P)

Transport infrastructure

Motorways	417
total length in kilometres, 2005	
Railways	1 771
total length in kilometres, 2005	

