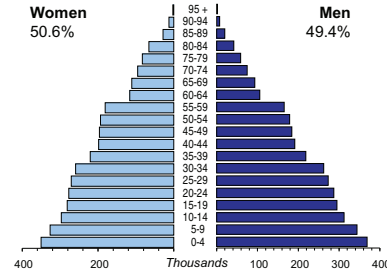




# ISRAEL

**Capital:** \*  
**Two largest cities:** Tel Aviv (381 650)  
 Haifa (266 662)  
**Area (km<sup>2</sup>):** 22 145  
**Total population, 2006:** 7 053 700  
**Population density (per km<sup>2</sup>), 2006:** 319  
**Official languages:** Hebrew and Arabic  
**Date joined UN:** 11 May 1949  
**National currency:** Israeli new shekel (ILS)  
**National statistical office:** Central Bureau of Statistics Israel  
<http://www.cbs.gov.il>

## Population by age, 2006

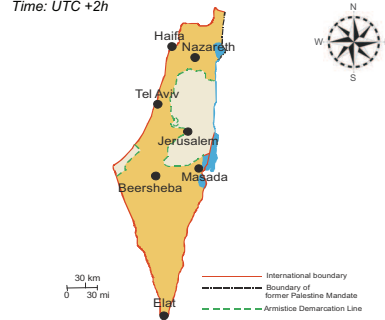


**Life expectancy (in years), 2004:** at birth at 65  
 Women: 82 20  
 Men: 78 18  
**Total fertility rate, 2006:** 2.9  
 average number of children per woman  
**Adolescent fertility rate, 2006:** 14  
 number of live births per 1000 women aged 15-19  
**Mean age of women at birth of first child, 2007:** 27.0  
 age in years

## Computer use by age and sex

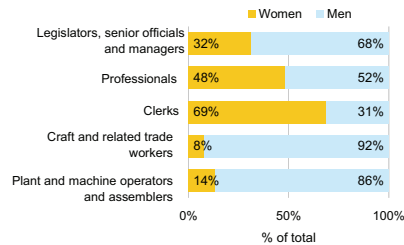


Time: UTC +2h

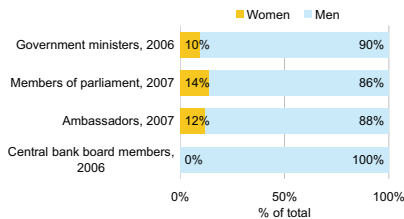


**Women in the labour force, 2007:** 47%  
 percentage of total for both sexes  
**Gender pay gap, 2006:** 37%  
**Women in part-time employment:** ..  
 percentage of total of women employed  
**Female tertiary students, 2005-2006:** 55%  
 percentage of total for both sexes  
**Women researchers:** ..  
 percentage of total for both sexes

## Employment by occupation groups, 2006:

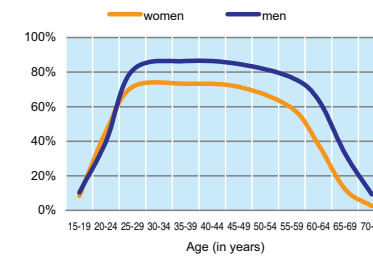


## Participation in public life

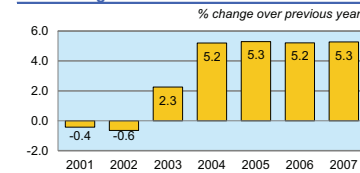


	2001	2002	2003	2004	2005	2006	2007
<b>Employment</b> (% change over previous year)	2.0	0.9	2.0	3.0	3.9	3.2	4.2
<b>Unemployment rate</b> (%)	9.4	10.3	10.7	10.4	9.0	8.4	7.3
<b>Youth unemployment rate</b> (%)	..	..	..	..	..	..	..

## Economic activity rate, 2007

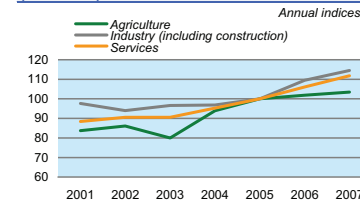


## Real GDP growth rate



**Exports of goods and services, 2007:** 43.9  
**Imports of goods and services, 2007:** 45.7  
**External trade balance, 2007:** -1.8

## GDP in agriculture, industry, and services (2005=100)



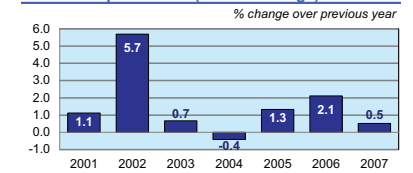
## Road accidents

**Persons injured** in road accidents, 2006: 35 489  
**Persons killed** in road accidents, 2006: 414

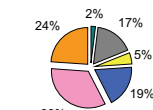
# ISRAEL

**GDP at current prices**  
 in millions of US Dollars, PPP, 2007: 184 958  
 in millions of ILS, 2007: 664 652  
**GDP at current prices, per capita**  
 US Dollars, PPP, 2007: 25 759  
 ILS, 2007: 92 565  
**Final consumption expenditure at current prices,**  
 per capita, US Dollars, PPP, 2007: 20 937  
**Purchasing Power Parity (PPP)**  
 ILS per USD, 2007, US=1: 3.59  
**Gross external debt:** 89 945  
 in millions of US Dollars, 2007:  
**Exchange rate** 4.108  
 Annual average, ILS per USD, 2007:

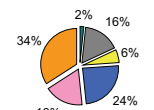
## Consumer price index (annual average)



## GDP by major sectors, 2007



## Employment in major sectors, 2007



- Agriculture, hunting & forestry; fishing (ISIC A-B)
- Industry, including energy (ISIC C-E)
- Construction (ISIC F)
- Wholesale & retail trade, repairs; hotels & restaurants; transport & communications (ISIC G-I)
- Financial intermediation; real estate, renting & business activities (ISIC J-K)
- Other service activities (ISIC L-P)

## Transport infrastructure

**Motorways** total length in kilometres, 2002: 74  
**Railways** total length in kilometres, 2004: 625

\* See the country specific notes on page vii.

