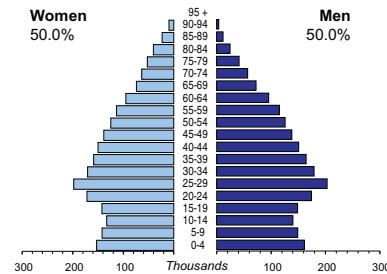




# IRELAND

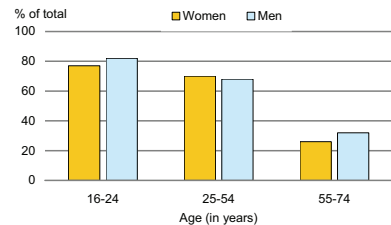
<b>Capital:</b>	Dublin (505 739)
<b>Two largest cities:</b>	Cork (119 143) Galway (71 983)
<b>Area (km<sup>2</sup>):</b>	70 273
<b>Total population, 2007:</b>	4 314 634
<b>Population density (per km<sup>2</sup>), 2007:</b>	61
<b>Official languages:</b>	Gaelic, English
<b>Date joined UN:</b>	14 December 1955
<b>National currency:</b>	Euro (EUR)
<b>National statistical office:</b>	Central Statistics Office Ireland <a href="http://www.cso.ie">http://www.cso.ie</a>

## Population by age, 2007



<b>Life expectancy (in years), 2006:</b>	at birth	at 65
Women:	82	20
Men:	77	17
<b>Total fertility rate, 2006:</b>	1.9	
average number of children per woman		
<b>Adolescent fertility rate, 2006:</b>	16	
number of live births per 1000 women aged 15-19		
<b>Mean age of women at birth of first child, 2006:</b>	28.7	
age in years		

## Computer use by age and sex, 2007

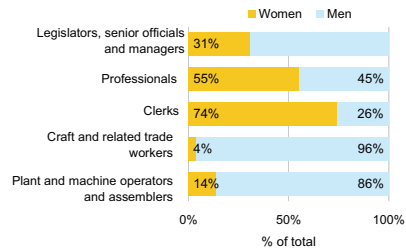


Time: UTC

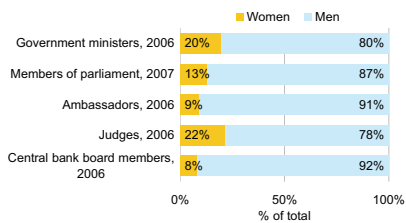


<b>Women in the labour force, 2007:</b>	43%
percentage of total for both sexes	
<b>Gender pay gap, 2005:</b>	19%
<b>Women in part-time employment, 2007:</b>	33%
percentage of total of women employed	
<b>Female tertiary students, 2005-2006:</b>	55%
percentage of total for both sexes	
<b>Women researchers, 2005:</b>	30%
percentage of total for both sexes	

## Employment by occupation groups, 2007:

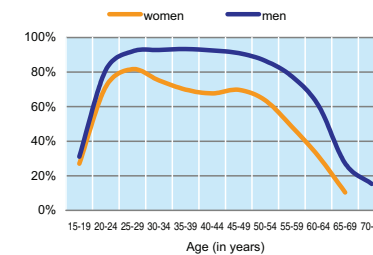


## Participation in public life

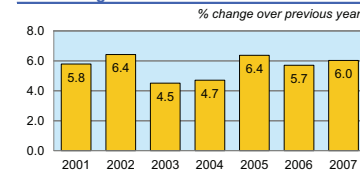


	2001	2002	2003	2004	2005	2006	2007
<b>Employment (% change over previous year)</b>	3.1	1.8	2.0	3.1	4.7	4.3	3.6
<b>Unemployment rate (%)</b>	4.0	4.5	4.7	4.5	4.4	4.5	4.6
<b>Youth unemployment rate (%)</b>	6.2	7.8	8.1	8.3	8.6	8.6	9.1

## Economic activity rate, 2007

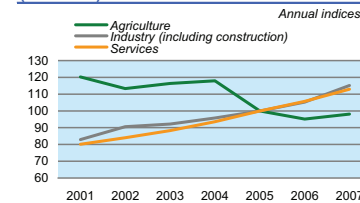


## Real GDP growth rate



	% of GDP
<b>Exports of goods and services, 2007:</b>	79.4
<b>Imports of goods and services, 2007:</b>	68.7
<b>External trade balance, 2007:</b>	10.7

## GDP in agriculture, industry, and services (2005=100)



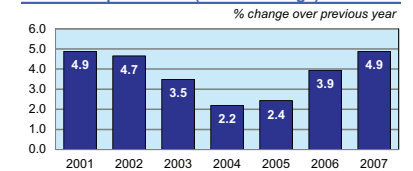
## Road accidents

<b>Persons injured</b>	7 867
in road accidents, 2004	
<b>Persons killed</b>	368
in road accidents, 2005	

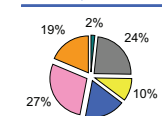
# IRELAND

<b>GDP at current prices</b>	192 238
in millions of US Dollars, PPP, 2007:	
in millions of EUR, 2007:	190 603
<b>GDP at current prices, per capita</b>	44 122
US Dollars, PPP, 2007:	
EUR, 2007:	43 746
<b>Final consumption expenditure at current prices,</b>	27 396
per capita, US Dollars, PPP, 2007:	
<b>Purchasing Power Parity (PPP)</b>	0.99
EUR per USD, 2007, US=1:	
<b>Gross external debt:</b>	2 247 881
in millions of US Dollars, 2007:	
<b>Exchange rate</b>	0.731
Annual average, EUR per USD, 2007:	

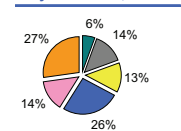
## Consumer price index (annual average)



## GDP by major sectors, 2007



## Employment in major sectors, 2007



- Agriculture, hunting & forestry; fishing (ISIC A-B)
- Industry, including energy (ISIC C-E)
- Construction (ISIC F)
- Wholesale & retail trade, repairs; hotels & restaurants; transport & communications (ISIC G-I)
- Financial intermediation; real estate, renting & business activities (ISIC J-K)
- Other service activities (ISIC L-P)

## Transport infrastructure

<b>Motorways</b>	247
total length in kilometres, 2005	
<b>Railways</b>	1 912
total length in kilometres, 2005	

