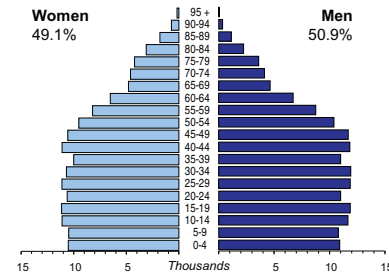




ICELAND

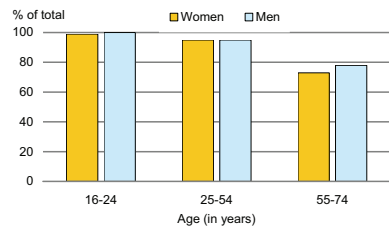
Capital:	Reykjavik (117 898)
Two largest cities:	Kopavogur (24 895) Akureyri (17 278)
Area (km²):	103 000
Total population, 2007:	307 672
Population density (per km²), 2007:	3
Official languages:	Icelandic
Date joined UN:	19 November 1946
National currency:	Icelandic krona (ISK)
National statistical office:	Statistical Office of Iceland http://www.statice.is

Population by age, 2007



Life expectancy (in years), 2006:	at birth	at 65
Women:	83	21
Men:	80	19
Total fertility rate, 2007:	2.1	
average number of children per woman		
Adolescent fertility rate, 2006:	14	
number of live births per 1000 women aged 15-19		
Mean age of women at birth of first child, 2006:	26.4	
age in years		

Computer use by age and sex, 2007

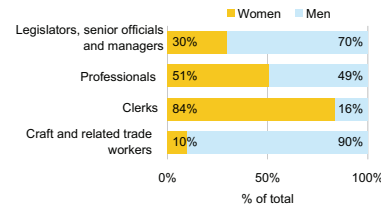


Time: UTC

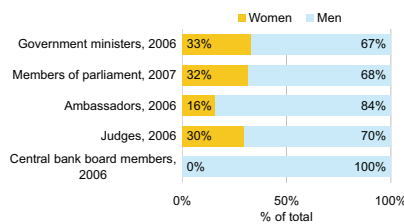


Women in the labour force, 2007:	45%
percentage of total for both sexes	
Gender pay gap, 2005:	36%
Women in part-time employment, 2006:	37%
percentage of total of women employed	
Female tertiary students, 2006-2007:	64%
percentage of total for both sexes	
Women researchers, 2005:	39%
percentage of total for both sexes	

Employment by occupation groups, 2007

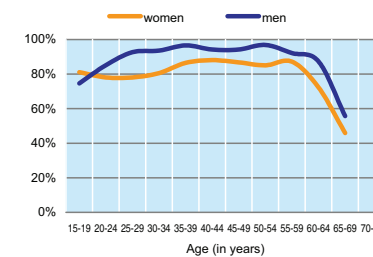


Participation in public life

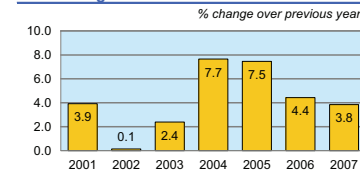


	2001	2002	2003	2004	2005	2006	2007
Employment (% change over previous year)	1.9	-1.3	0.0	-0.6	3.2	5.6	4.1
Unemployment rate (%)	2.3	3.3	3.4	3.1	2.6	2.9	2.3
Youth unemployment rate (%)	4.7	..	8.3	8.1	7.2

Economic activity rate, 2007

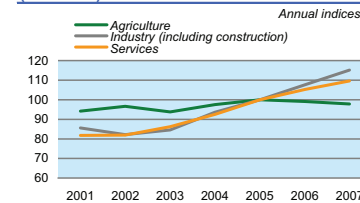


Real GDP growth rate



Exports of goods and services, 2007:	35.3
Imports of goods and services, 2007:	46.0
External trade balance, 2007:	-10.6

GDP in agriculture, industry, and services (2005=100)



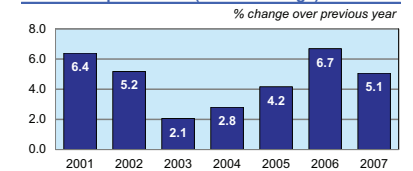
Road accidents

Persons injured	1 013
in road accidents, 2005	
Persons killed	19
in road accidents, 2005	

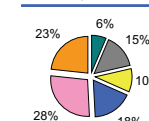
ICELAND

GDP at current prices	11 829
in millions of US Dollars, PPP, 2007:	
in millions of ISK, 2007:	
GDP at current prices, per capita	38 035
US Dollars, PPP, 2007:	
ISK, 2007:	
Final consumption expenditure at current prices,	31 543
per capita, US Dollars, PPP, 2007:	
Purchasing Power Parity (PPP)	108.16
ISK per USD, 2007, US=1:	
Gross external debt:	45 850
in millions of US Dollars, 2005:	
Exchange rate	64.052
Annual average, ISK per USD, 2007:	

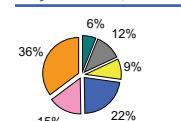
Consumer price index (annual average)



GDP by major sectors, 2006



Employment in major sectors, 2007



- Agriculture, hunting & forestry; fishing (ISIC A-B)
- Industry, including energy (ISIC C-E)
- Construction (ISIC F)
- Wholesale & retail trade, repairs; hotels & restaurants; transport & communications (ISIC G-I)
- Financial intermediation; real estate, renting & business activities (ISIC J-K)
- Other service activities (ISIC L-P)

Transport infrastructure

Motorways	11
total length in kilometres, 2005	
Railways	..
total length in kilometres	

