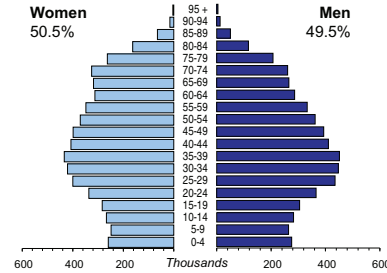




GREECE

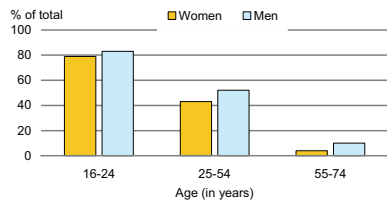
Capital:	Athens (789 166)
Two largest cities:	Thessaloniki (385 406) Piraeus (181 933)
Area (km²):	131 957
Total population, 2007:	11 171 740
Population density (per km2), 2007:	85
Official languages:	Greek
Date joined UN:	25 October 1945
National currency:	Euro (EUR)
National statistical office:	National Statistical Service of Greece http://www.statistics.gr

Population by age, 2007



Life expectancy (in years), 2006:	at birth	at 65
Women:	82	19
Men:	77	18
Total fertility rate, 2007:	1.4	
average number of children per woman		
Adolescent fertility rate, 2006:	11	
number of live births per 1000 women aged 15-19		
Mean age of women at birth of first child, 2005:	28.5	
age in years		

Computer use by age and sex, 2007

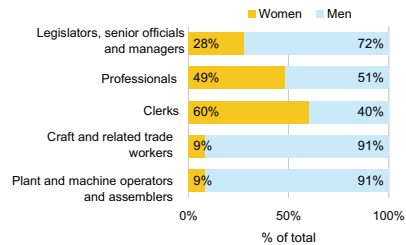


Time: UTC +2h

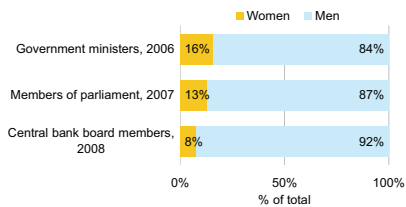


Women in the labour force, 2007:	41%
percentage of total for both sexes	
Gender pay gap, 2006*:	10%
Women in part-time employment, 2006:	10%
percentage of total of women employed	
Female tertiary students, 2005-2006:	51%
percentage of total for both sexes	
Women researchers, 2005:	36%
percentage of total for both sexes	

Employment by occupation groups, 2007:



Participation in public life

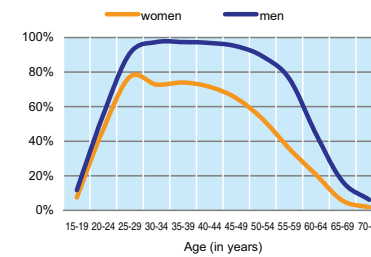


* Calculated by Eurostat, based on hourly earnings.

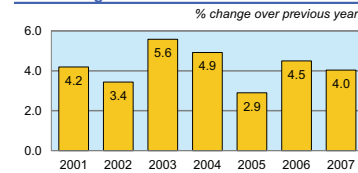
GREECE

	2001	2002	2003	2004	2005	2006	2007
Employment (% change over previous year)	0.1	2.2	1.0	2.3	1.0	2.1	1.3
Unemployment rate (%)	10.7	10.3	9.7	10.5	9.9	8.9	8.3
Youth unemployment rate (%)	28.0	26.1	25.7	26.5	26.0	25.2	22.9

Economic activity rate, 2007

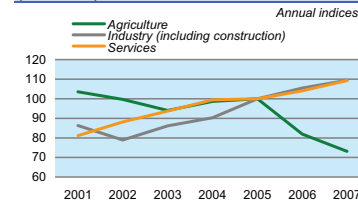


Real GDP growth rate



	% of GDP
Exports of goods and services, 2007:	23.0
Imports of goods and services, 2007:	33.5
External trade balance, 2007:	-10.5

GDP in agriculture, industry, and services (2005=100)

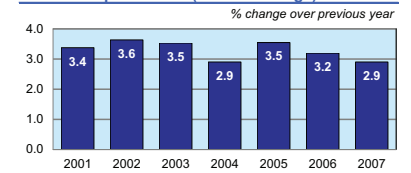


Road accidents

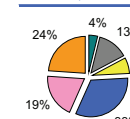
Persons injured	20 179
in road accidents, 2004	
Persons killed	1 670
in road accidents, 2004	

GDP at current prices	321 126
in millions of US Dollars, PPP, 2007:	
GDP at current prices, per capita	28 690
US Dollars, PPP, 2007:	
EUR, 2007:	20 386
Final consumption expenditure at current prices,	25 213
per capita, US Dollars, PPP, 2007:	
Purchasing Power Parity (PPP)	0.71
EUR per USD, 2007, US=1:	
Gross external debt:	447 947
in millions of US Dollars, 2007:	
Exchange rate	0.731
Annual average, EUR per USD, 2007:	

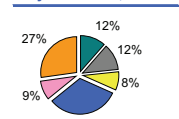
Consumer price index (annual average)



GDP by major sectors, 2007



Employment in major sectors, 2007



- Agriculture, hunting & forestry; fishing (ISIC A-B)
- Industry, including energy (ISIC C-E)
- Construction (ISIC F)
- Wholesale & retail trade, repairs; hotels & restaurants; transport & communications (ISIC G-I)
- Financial intermediation; real estate, renting & business activities (ISIC J-K)
- Other service activities (ISIC L-P)

Transport infrastructure

Motorways	730
total length in kilometres, 2004	
Railways	2 414
total length in kilometres, 2003	

