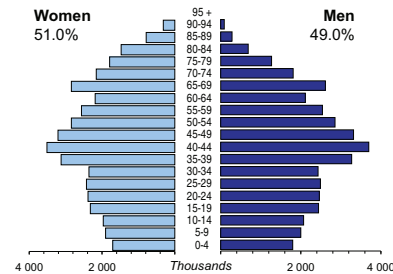




GERMANY

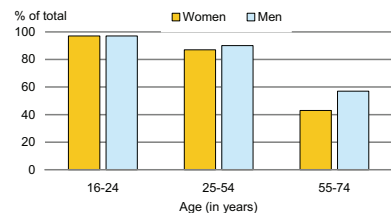
Capital:	Berlin (3 386 667)
Two largest cities:	Hamburg (1 704 735) Munich (1 194 560)
Area (km²):	357 030
Total population, 2007:	82 314 906
Population density (per km²), 2007:	231
Official languages:	German
Date joined UN:	18 September 1973
National currency:	Euro (EUR)
National statistical office:	Federal Statistical Office Germany http://www.destatis.de

Population by age, 2007



Life expectancy (in years), 2006:	at birth	at 65
Women:	82	21
Men:	77	17
Total fertility rate, 2007:		1.4
average number of children per woman		
Adolescent fertility rate, 2005:		11
number of live births per 1000 women aged 15-19		
Mean age of women at birth of first child, 2006:		29.7
age in years		

Computer use by age and sex, 2007



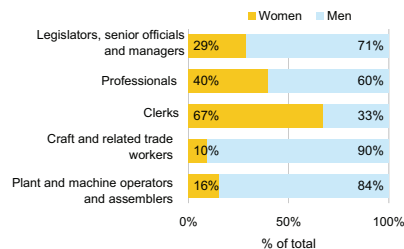
* Calculated by Eurostat, based on hourly earnings.

Time: UTC +1h

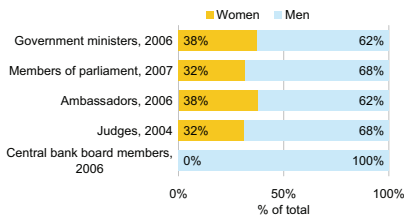


Women in the labour force, 2007:	46%
percentage of total for both sexes	
Gender pay gap, 2006*:	22%
Women in part-time employment, 2006:	45%
percentage of total of women employed	
Female tertiary students, 2005-2006:	50%
percentage of total for both sexes	
Women researchers, 2005:	21%
percentage of total for both sexes	

Employment by occupation groups, 2007:



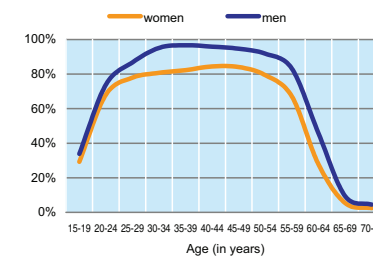
Participation in public life



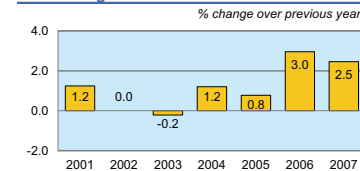
GERMANY

	2001	2002	2003	2004	2005	2006	2007
Employment (% change over previous year)	0.4	-0.6	-0.9	0.4	-0.1	0.6	1.7
Unemployment rate (%)	7.6	8.4	9.3	9.8	10.7	9.8	8.4
Youth unemployment rate (%)	7.8	9.3	11.0	13.0	15.5	13.7	11.9

Economic activity rate, 2007

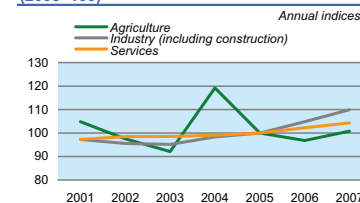


Real GDP growth rate



	% of GDP
Exports of goods and services, 2007:	46.9
Imports of goods and services, 2007:	39.9
External trade balance, 2007:	7.1

GDP in agriculture, industry, and services (2005=100)

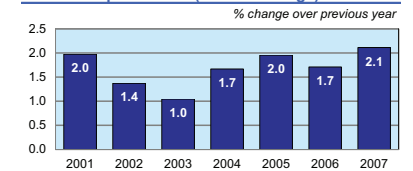


Road accidents

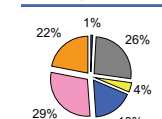
Persons injured	433 443
in road accidents, 2005	
Persons killed	5 361
in road accidents, 2005	

GDP at current prices	
in millions of US Dollars, PPP, 2007:	
	2 743 152
in millions of EUR, 2007:	
	2 422 900
GDP at current prices, per capita	
US Dollars, PPP, 2007:	
	33 347
EUR, 2007:	
	29 453
Final consumption expenditure at current prices,	
per capita, US Dollars, PPP, 2007:	
	24 902
Purchasing Power Parity (PPP)	
EUR per USD, 2007, US=1:	
	0.88
Gross external debt:	
in millions of US Dollars, 2007:	
	5 086 182
Exchange rate	
Annual average, EUR per USD, 2007:	
	0.731

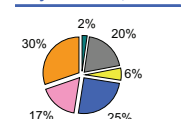
Consumer price index (annual average)



GDP by major sectors, 2007



Employment in major sectors, 2007



- Agriculture, hunting & forestry; fishing (ISIC A-B)
- Industry, including energy (ISIC C-E)
- Construction (ISIC F)
- Wholesale & retail trade, repairs; hotels & restaurants; transport & communications (ISIC G-I)
- Financial intermediation; real estate, renting & business activities (ISIC J-K)
- Other service activities (ISIC L-P)

Transport infrastructure

Motorways	
total length in kilometres, 2005	
	12 363
Railways	
total length in kilometres, 2005	
	38 206

