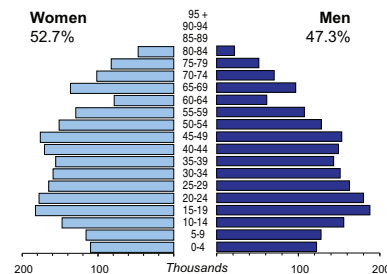




# GEORGIA

<b>Capital:</b>	Tbilisi (1 059 600)
<b>Two largest cities:</b>	Kutaisi (183 800) Batumi (120 200)
<b>Area (km<sup>2</sup>):</b>	69 700
<b>Total population, 2007:</b>	4 394 702
<b>Population density (per km<sup>2</sup>), 2007:</b>	63
<b>Official languages:</b>	Georgian
<b>Date joined UN:</b>	31 July 1992
<b>National currency:</b>	Georgian lari (GEL)
<b>National statistical office:</b>	State Department for Statistics Georgia <a href="http://www.statistics.ge">http://www.statistics.ge</a>

## Population by age, 2007



<b>Life expectancy (in years), 2007:</b>	<b>at birth</b>	<b>at 65</b>
<b>Women:</b>	79	18
<b>Men:</b>	70	14
<b>Total fertility rate, 2007:</b>	average number of children per woman: 1.5	
<b>Adolescent fertility rate, 2006:</b>	number of live births per 1000 women aged 15-19: 36	
<b>Mean age of women at birth of first child, 2006:</b>	age in years: 24.0	

## Computer use by age and sex

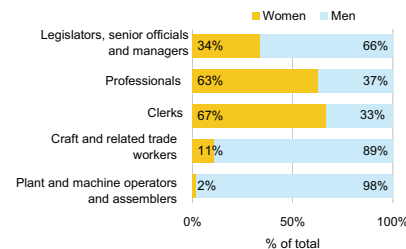


Time: UTC +3h

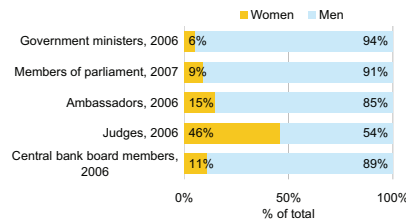


<b>Women in the labour force, 2007:</b>	percentage of total for both sexes: 48%
<b>Gender pay gap, 2006:</b>	51%
<b>Women in part-time employment, 2006:</b>	percentage of total of women employed: 2%
<b>Female tertiary students, 2005-2006:</b>	percentage of total for both sexes: 52%
<b>Women researchers, 2005:</b>	percentage of total for both sexes: 32%

## Employment by occupation groups, 2007:



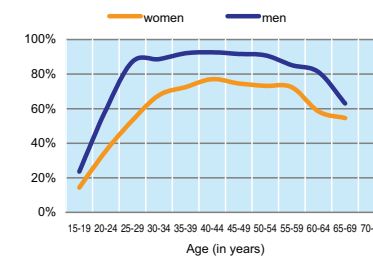
## Participation in public life



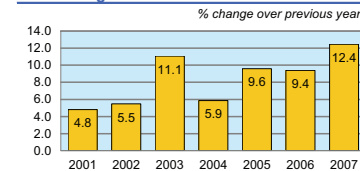
# GEORGIA

	2001	2002	2003	2004	2005	2006	2007
<b>Employment</b> (% change over previous year)	2.1	-2.1	-1.3	-1.7	-2.2	0.2	-2.5
<b>Unemployment rate</b> (%)	11.1	12.6	11.5	12.6	13.8	13.6	13.3
<b>Youth unemployment rate</b> (%)	20.1	28.0	24.9	28.3	28.3	29.3	31.5

## Economic activity rate, 2005

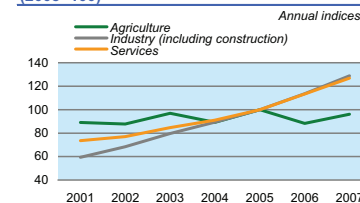


## Real GDP growth rate



	% of GDP
<b>Exports of goods and services, 2007:</b>	31.5
<b>Imports of goods and services, 2007:</b>	57.7
<b>External trade balance, 2007:</b>	-26.2

## GDP in agriculture, industry, and services (2005=100)



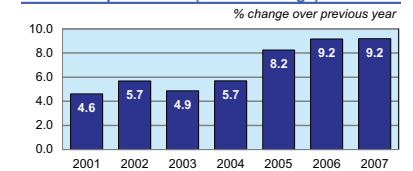
## Road accidents

<b>Persons injured</b>	4 069
<b>Persons killed</b>	637

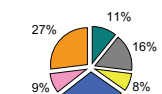
in road accidents, 2004

<b>GDP at current prices</b>	20 529
<small>in millions of US Dollars, PPP, 2007:</small>	
<small>in millions of GEL, 2007:</small>	16 999
<b>GDP at current prices, per capita</b>	4 678
<small>US Dollars, PPP, 2007:</small>	
<small>GEL, 2007:</small>	3 874
<b>Final consumption expenditure at current prices,</b>	4 329
<small>per capita, US Dollars, PPP, 2007:</small>	
<b>Purchasing Power Parity (PPP)</b>	0.83
<small>GEL per USD, 2007, US=1:</small>	
<b>Gross external debt:</b>	2 190
<small>in millions of US Dollars, 2004:</small>	
<b>Exchange rate</b>	1.670
<small>Annual average, GEL per USD, 2007:</small>	

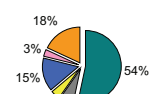
## Consumer price index (annual average)



## GDP by major sectors, 2007



## Employment in major sectors, 2007



- Agriculture, hunting & forestry; fishing (ISIC A-B)
- Industry, including energy (ISIC C-E)
- Construction (ISIC F)
- Wholesale & retail trade, repairs; hotels & restaurants; transport & communications (ISIC G-I)
- Financial intermediation; real estate, renting & business activities (ISIC J-K)
- Other service activities (ISIC L-P)

## Transport infrastructure

<b>Motorways</b>	total length in kilometres: ..
<b>Railways</b>	total length in kilometres, 2002: 1 565

