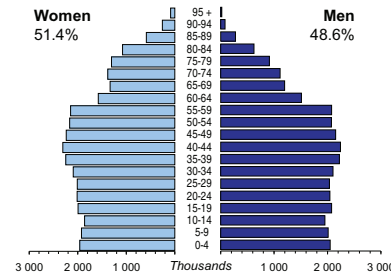




FRANCE

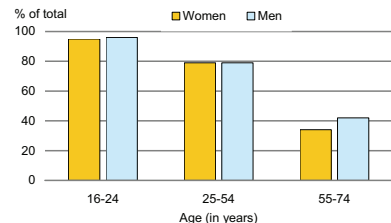
Capital:	Paris (2 125 017)
Two largest cities:	Marseille (796 525) Lyon (444 852)
Area (km²):	551 500
Total population, 2007:	63 392 140
Population density (per km²), 2007:	115
Official languages:	French
Date joined UN:	24 October 1945
National currency:	Euro (EUR)
National statistical office:	National Institute of Statistics and Economic Studies (INSEE) http://www.insee.fr

Population by age, 2007

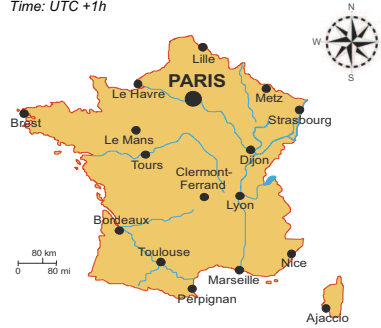


Life expectancy (in years), 2006:	at birth	at 65
Women:	84	23
Men:	77	18
Total fertility rate, 2007:	average number of children per woman: 2.0	
Adolescent fertility rate, 2005:	number of live births per 1000 women aged 15-19: 10	
Mean age of women at birth of first child, 2006:	age in years: 28.7	

Computer use by age and sex, 2007

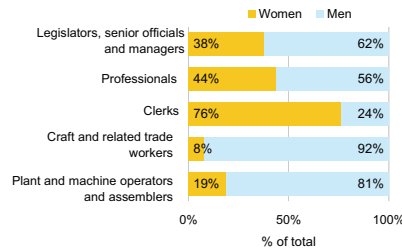


Time: UTC +1h

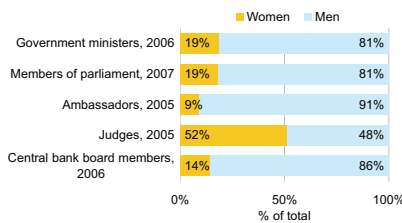


Women in the labour force, 2007:	47%
percentage of total for both sexes	
Gender pay gap, 2005:	19%
Women in part-time employment, 2006:	31%
percentage of total of women employed	
Female tertiary students, 2005-2006:	55%
percentage of total for both sexes	
Women researchers, 2005:	28%
percentage of total for both sexes	

Employment by occupation groups, 2007:



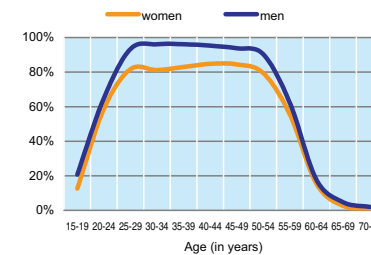
Participation in public life



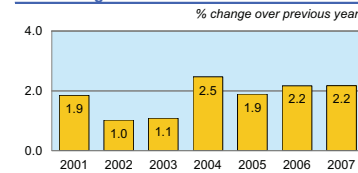
FRANCE

	2001	2002	2003	2004	2005	2006	2007
Employment (% change over previous year)	1.8	0.6	0.1	0.1	0.6	1.0	1.3
Unemployment rate (%)	8.3	8.6	9.0	9.3	9.2	9.2	8.3
Youth unemployment rate (%)	18.0	18.9	17.3	19.6	20.2	21.3	18.7

Economic activity rate, 2007

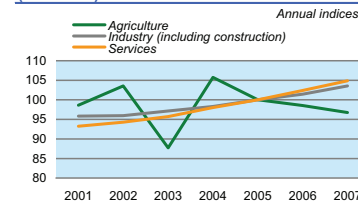


Real GDP growth rate



Exports of goods and services, 2007:	26.5
Imports of goods and services, 2007:	28.4
External trade balance, 2007:	-1.9

GDP in agriculture, industry, and services (2005=100)

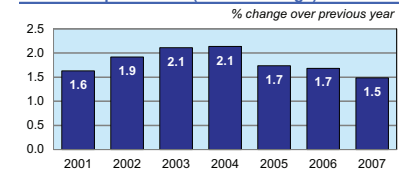


Road accidents

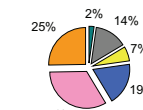
Persons injured	108 076
in road accidents, 2005	
Persons killed	5 318
in road accidents, 2005	

GDP at current prices	2 084 064
in millions of US Dollars, PPP, 2007:	
in millions of EUR, 2007:	1 892 244
GDP at current prices, per capita	32 782
US Dollars, PPP, 2007:	
EUR, 2007:	29 765
Final consumption expenditure at current prices,	26 159
per capita, US Dollars, PPP, 2007:	
Purchasing Power Parity (PPP)	0.91
EUR per USD, 2007, US=1:	
Gross external debt:	4 893 109
in millions of US Dollars, 2007:	
Exchange rate	0.731
Annual average, EUR per USD, 2007:	

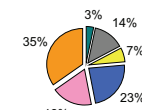
Consumer price index (annual average)



GDP by major sectors, 2007



Employment in major sectors, 2006



- Agriculture, hunting & forestry; fishing (ISIC A-B)
- Industry, including energy (ISIC C-E)
- Construction (ISIC F)
- Wholesale & retail trade, repairs; hotels & restaurants; transport & communications (ISIC G-I)
- Financial intermediation; real estate, renting & business activities (ISIC J-K)
- Other service activities (ISIC L-P)

Transport infrastructure

Motorways	10 800
total length in kilometres, 2005	
Railways	30 871
total length in kilometres, 2005	

