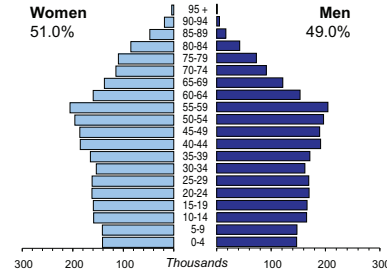




FINLAND

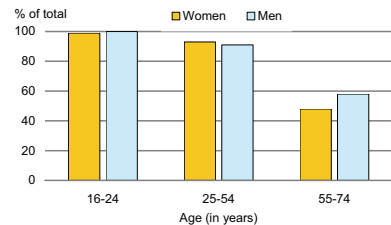
Capital:	Helsinki (562 713)
Two largest cities:	Espoo (233 362) Tampere (205 352)
Area (km²):	338 150
Total population, 2007:	5 276 955
Population density (per km²), 2007:	16
Official languages:	Finnish and Swedish
Date joined UN:	14 December 1955
National currency:	Euro (EUR)
National statistical office:	Statistics Finland http://www.stat.fi

Population by age, 2007

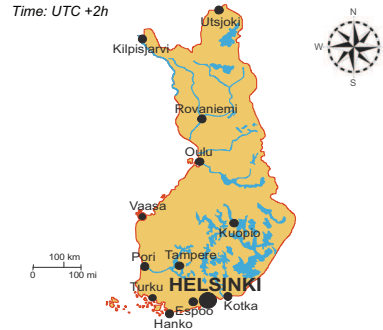


Life expectancy (in years), 2006:	at birth	at 65
Women:	83	21
Men:	76	17
Total fertility rate, 2007:	1.8	
average number of children per woman		
Adolescent fertility rate, 2006:	9	
number of live births per 1000 women aged 15-19		
Mean age of women at birth of first child, 2005:	27.9	
age in years		

Computer use by age and sex, 2007

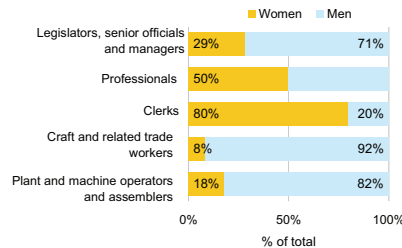


Time: UTC +2h

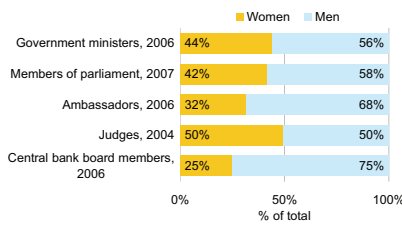


Women in the labour force, 2007:	48%
percentage of total for both sexes	
Gender pay gap, 2006:	20%
Women in part-time employment, 2006:	19%
percentage of total of women employed	
Female tertiary students, 2005-2006:	54%
percentage of total for both sexes	
Women researchers, 2006:	32%
percentage of total for both sexes	

Employment by occupation groups, 2007:

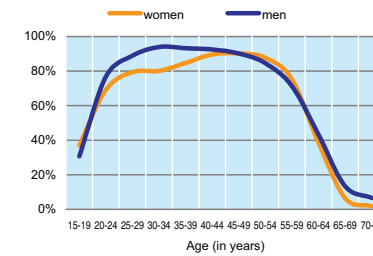


Participation in public life

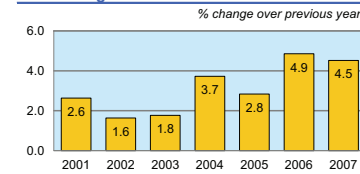


	2001	2002	2003	2004	2005	2006	2007
Employment (% change over previous year)	1.4	1.0	0.1	0.4	1.4	1.8	2.2
Unemployment rate (%)	9.1	9.1	9.0	8.8	8.4	7.7	6.9
Youth unemployment rate (%)	26.6	28.2	27.8	27.5	20.1	18.7	16.5

Economic activity rate, 2007

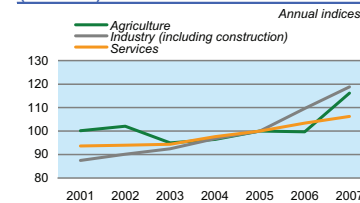


Real GDP growth rate



	% of GDP
Exports of goods and services, 2007:	45.7
Imports of goods and services, 2007:	40.7
External trade balance, 2007:	5.1

GDP in agriculture, industry, and services (2005=100)



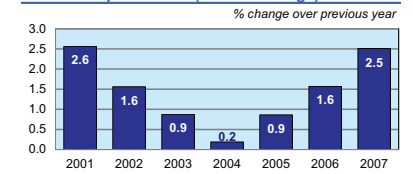
Road accidents

Persons injured	8 983
in road accidents, 2005	
Persons killed	379
in road accidents, 2005	

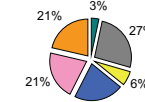
FINLAND

GDP at current prices	181 981
in millions of US Dollars, PPP, 2007:	
in millions of EUR, 2007:	179 734
GDP at current prices, per capita	34 414
US Dollars, PPP, 2007:	
EUR, 2007:	33 989
Final consumption expenditure at current prices,	24 655
per capita, US Dollars, PPP, 2007:	
Purchasing Power Parity (PPP)	0.99
EUR per USD, 2007, US=1:	
Gross external debt:	306 257
in millions of US Dollars, 2007:	
Exchange rate	0.731
Annual average, EUR per USD, 2007:	

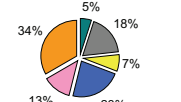
Consumer price index (annual average)



GDP by major sectors, 2007



Employment in major sectors, 2007



- Agriculture, hunting & forestry; fishing (ISIC A-B)
- Industry, including energy (ISIC C-E)
- Construction (ISIC F)
- Wholesale & retail trade, repairs; hotels & restaurants; transport & communications (ISIC G-I)
- Financial intermediation; real estate, renting & business activities (ISIC J-K)
- Other service activities (ISIC L-P)

Transport infrastructure

Motorways	693
total length in kilometres, 2005	
Railways	5 732
total length in kilometres, 2005	

