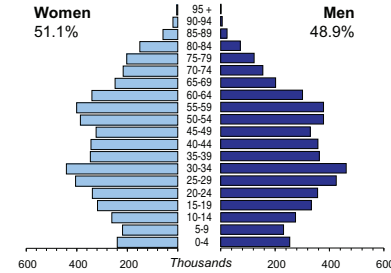




# CZECH REPUBLIC

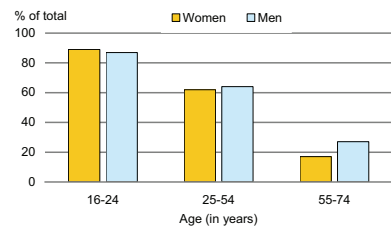
<b>Capital:</b>	Prague (1 176 116)
<b>Two largest cities:</b>	Brno (366 904) Ostrava (310 681)
<b>Area (km<sup>2</sup>):</b>	78 866
<b>Total population, 2007:</b>	10 287 189
<b>Population density (per km<sup>2</sup>), 2007:</b>	130
<b>Official languages:</b>	Czech
<b>Date joined UN:</b>	19 January 1993
<b>National currency:</b>	Czech koruna (CZK)
<b>National statistical office:</b>	Czech Statistical Office <a href="http://www.czso.cz">http://www.czso.cz</a>

## Population by age, 2007



<b>Life expectancy (in years), 2006:</b>	<b>at birth</b>	<b>at 65</b>
<b>Women:</b>	80	18
<b>Men:</b>	74	15
<b>Total fertility rate, 2007:</b>	1.4 average number of children per woman	
<b>Adolescent fertility rate, 2006:</b>	11 number of live births per 1000 women aged 15-19	
<b>Mean age of women at birth of first child, 2006:</b>	26.9 age in years	

## Computer use by age and sex, 2007

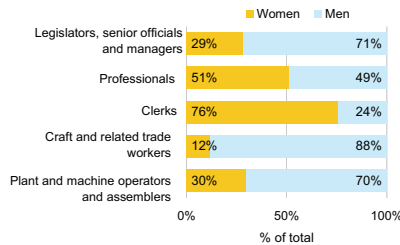


Time: UTC +1h

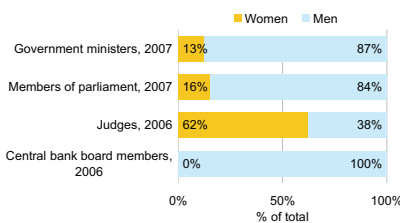


<b>Women in the labour force, 2007:</b> percentage of total for both sexes	44%
<b>Gender pay gap, 2006:</b>	24%
<b>Women in part-time employment, 2006:</b> percentage of total of women employed	9%
<b>Female tertiary students, 2005-2006:</b> percentage of total for both sexes	54%
<b>Women researchers, 2006:</b> percentage of total for both sexes	28%

## Employment by occupation groups, 2007:



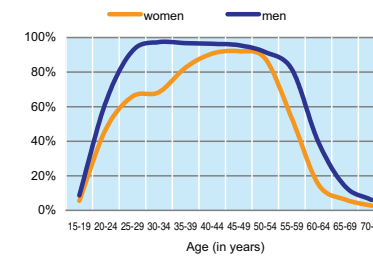
## Participation in public life



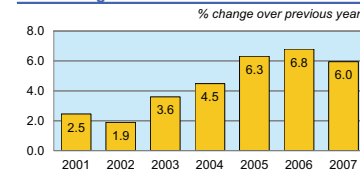
# CZECH REPUBLIC

	2001	2002	2003	2004	2005	2006	2007
<b>Employment</b> (% change over previous year)	0.5	0.6	-1.4	0.3	1.1	1.6	2.7
<b>Unemployment rate</b> (%)	8.0	7.3	7.8	8.3	7.9	7.2	5.3
<b>Youth unemployment rate</b> (%)	16.3	15.4	16.8	19.9	19.2	17.5	10.7

## Economic activity rate, 2007

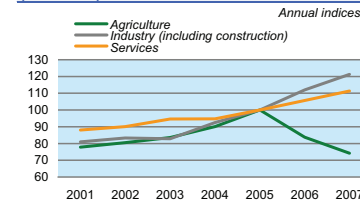


## Real GDP growth rate



	% of GDP
<b>Exports of goods and services, 2007:</b>	80.2
<b>Imports of goods and services, 2007:</b>	75.1
<b>External trade balance, 2007:</b>	5.0

## GDP in agriculture, industry, and services (2005=100)

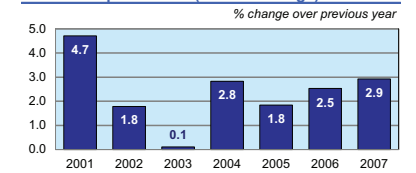


## Road accidents

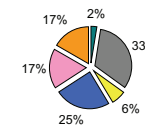
<b>Persons injured</b> in road accidents, 2005	32 211
<b>Persons killed</b> in road accidents, 2005	1 286

<b>GDP at current prices</b> in millions of US Dollars, PPP, 2007:	247 302
<b>GDP at current prices, per capita</b> US Dollars, PPP, 2007:	23 968
<b>GDP at current prices, per capita</b> CZK, 2007:	342 145
<b>Final consumption expenditure at current prices,</b> per capita, US Dollars, PPP, 2007:	16 404
<b>Purchasing Power Parity (PPP)</b> CZK per USD, 2007, US=1:	14.28
<b>Gross external debt:</b> in millions of US Dollars, 2007:	74 611
<b>Exchange rate</b> Annual average, CZK per USD, 2007:	20.295

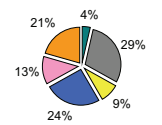
## Consumer price index (annual average)



## GDP by major sectors, 2007



## Employment in major sectors, 2007



- Agriculture, hunting & forestry; fishing (ISIC A-B)
- Industry, including energy (ISIC C-E)
- Construction (ISIC F)
- Wholesale & retail trade, repairs; hotels & restaurants; transport & communications (ISIC G-I)
- Financial intermediation; real estate, renting & business activities (ISIC J-K)
- Other service activities (ISIC L-P)

## Transport infrastructure

<b>Motorways</b> total length in kilometres, 2005	564
<b>Railways</b> total length in kilometres, 2005	9 614

