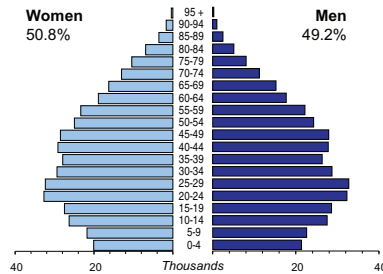




CYPRUS

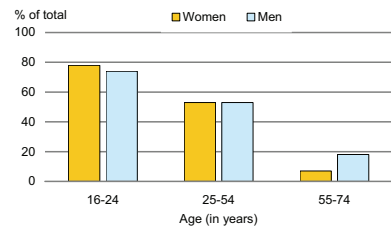
Capital:	Nicosia (47 832)
Two largest cities:	Limassol (94 250) Larnaca (46 666)
Area (km²):	9 251
Total population, 2007:	778 684
Population density (per km²), 2007:	84
Official languages:	Greek and Turkish
Date joined UN:	20 September 1960
National currency:	Euro (EUR)
National statistical office:	Department of Statistics and Research http://www.mof.gov.cy

Population by age, 2007



Life expectancy (in years), 2006:	at birth	at 65
Women:	82	20
Men:	79	18
Total fertility rate, 2006:	1.5	
average number of children per woman		
Adolescent fertility rate, 2006:	6	
number of live births per 1000 women aged 15-19		
Mean age of women at birth of first child, 2005:	27.5	
age in years		

Computer use by age and sex, 2007

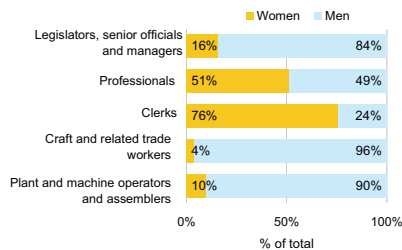


Time: UTC +2h

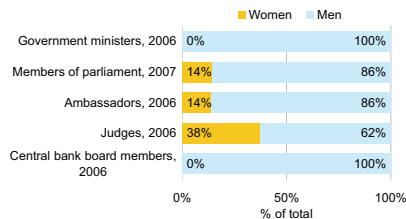


Women in the labour force, 2007:	45%
percentage of total for both sexes	
Gender pay gap, 2006:	26%
Women in part-time employment, 2006:	12%
percentage of total of women employed	
Female tertiary students, 2005-2006:	51%
percentage of total for both sexes	
Women researchers, 2005:	33%
percentage of total for both sexes	

Employment by occupation groups, 2007:



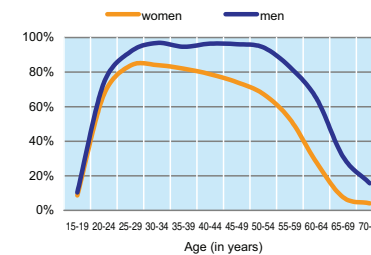
Participation in public life



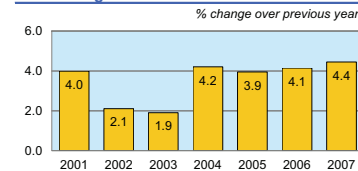
CYPRUS

	2001	2002	2003	2004	2005	2006	2007
Employment (% change over previous year)	2.2	1.9	4.0	3.8	3.4	1.9	3.2
Unemployment rate (%)	3.8	3.6	4.1	4.7	5.3	4.6	3.9
Youth unemployment rate (%)	8.2	7.7	8.9	8.7	13.9	10.0	10.2

Economic activity rate, 2007

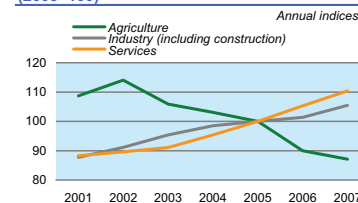


Real GDP growth rate



	% of GDP
Exports of goods and services, 2007:	48.8
Imports of goods and services, 2007:	55.2
External trade balance, 2007:	-6.4

GDP in agriculture, industry, and services (2005=100)

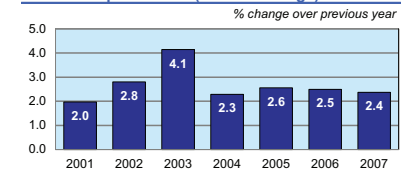


Road accidents

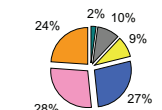
Persons injured	2 296
in road accidents, 2005	
Persons killed	102
in road accidents, 2005	

GDP at current prices	21 663
in millions of US Dollars, PPP, 2007:	
GDP at current prices, per capita	15 596
in millions of EUR, 2007:	
GDP at current prices, per capita	27 491
US Dollars, PPP, 2007:	
Purchasing Power Parity (PPP)	19 792
EUR, 2007:	
Final consumption expenditure at current prices,	23 103
per capita, US Dollars, PPP, 2007:	
Purchasing Power Parity (PPP)	0.72
EUR per USD, 2007, US=1:	
Gross external debt:	9 725
in millions of US Dollars, 2004:	
Exchange rate	0.731
Annual average, EUR per USD, 2007:	

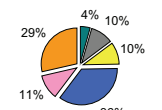
Consumer price index (annual average)



GDP by major sectors, 2007



Employment in major sectors, 2007



- Agriculture, hunting & forestry; fishing (ISIC A-B)
- Industry, including energy (ISIC C-E)
- Construction (ISIC F)
- Wholesale & retail trade, repairs; hotels & restaurants; transport & communications (ISIC G-I)
- Financial intermediation; real estate, renting & business activities (ISIC J-K)
- Other service activities (ISIC L-P)

Transport infrastructure

Motorways	276
total length in kilometres, 2005	
Railways	..
total length in kilometres,	

