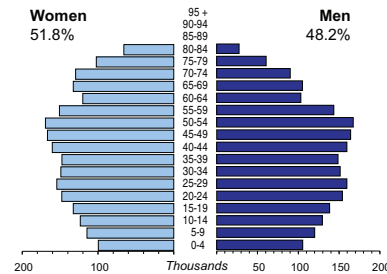




CROATIA

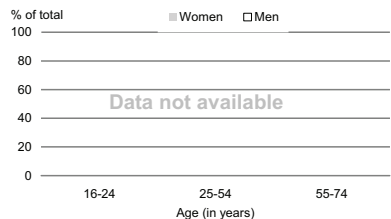
Capital:	Zagreb (691 724)
Two largest cities:	Split (175 140) Rijeka (143 800)
Area (km²):	56 542
Total population, 2007:	4 441 238
Population density (per km²), 2007:	79
Official languages:	Croatian
Date joined UN:	22 May 1992
National currency:	Croatian kuna (HRK)
National statistical office:	Central Bureau of Statistics Croatia http://www.dzs.hr

Population by age, 2007



Life expectancy (in years), 2006:	at birth	at 65
Women:	79	18
Men:	73	14
Total fertility rate, 2006:	average number of children per woman: 1.4	
Adolescent fertility rate, 2006:	number of live births per 1000 women aged 15-19: 14	
Mean age of women at birth of first child, 2006:	age in years: 26.7	

Computer use by age and sex

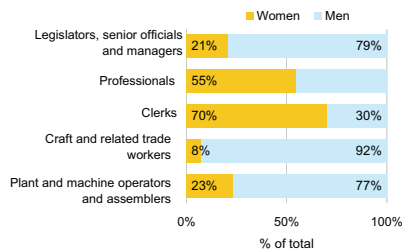


Time: UTC +1h

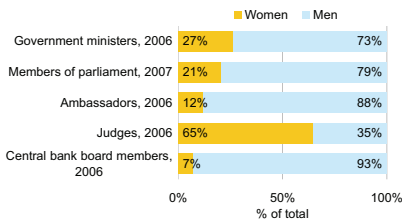


Women in the labour force, 2007:	45%
percentage of total for both sexes	
Gender pay gap, 2006:	11%
Women in part-time employment, 2006:	12%
percentage of total of women employed	
Female tertiary students, 2005-2006:	54%
percentage of total for both sexes	
Women researchers, 2004:	41%
percentage of total for both sexes	

Employment by occupation groups, 2007:



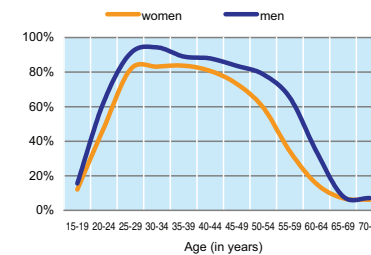
Participation in public life



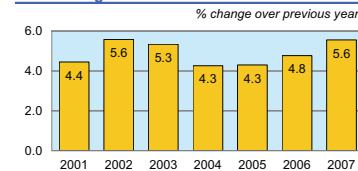
CROATIA

	2001	2002	2003	2004	2005	2006	2007
Employment (% change over previous year)	-5.4	4.2	0.6	1.7	0.8	0.8	2.0
Unemployment rate (%)	15.8	14.8	14.2	13.7	12.7	11.2	9.6
Youth unemployment rate (%)	41.5	35.5	35.6	33.3	32.5

Economic activity rate, 2007

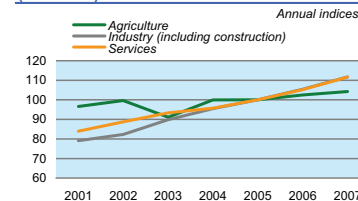


Real GDP growth rate



	% of GDP
Exports of goods and services, 2007:	47.7
Imports of goods and services, 2007:	56.3
External trade balance, 2007:	-8.6

GDP in agriculture, industry, and services (2005=100)

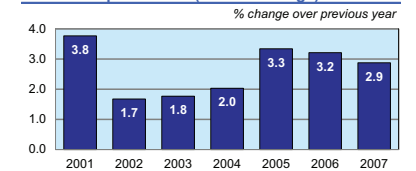


Road accidents

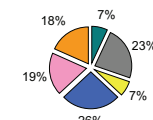
Persons injured	21 773
in road accidents, 2005	
Persons killed	614
in road accidents, 2006	

GDP at current prices	72 156
in millions of US Dollars, PPP, 2007:	
in millions of HRK, 2007:	275 079
GDP at current prices, per capita	16 485
US Dollars, PPP, 2007:	
HRK, 2007:	62 846
Final consumption expenditure at current prices,	12 511
per capita, US Dollars, PPP, 2007:	
Purchasing Power Parity (PPP)	3.81
HRK per USD, 2007, US=1:	
Gross external debt:	49 172
in millions of US Dollars, 2007:	
Exchange rate	5.362
Annual average, HRK per USD, 2007:	

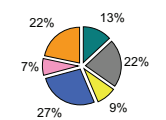
Consumer price index (annual average)



GDP by major sectors, 2007



Employment in major sectors, 2007



- Agriculture, hunting & forestry; fishing (ISIC A-B)
- Industry, including energy (ISIC C-E)
- Construction (ISIC F)
- Wholesale & retail trade, repairs; hotels & restaurants; transport & communications (ISIC G-I)
- Financial intermediation; real estate, renting & business activities (ISIC J-K)
- Other service activities (ISIC L-P)

Transport infrastructure

Motorways	792
total length in kilometres, 2005	
Railways	2 726
total length in kilometres, 2005	

