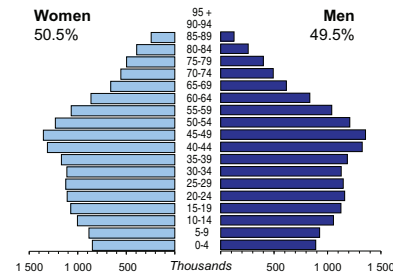




CANADA

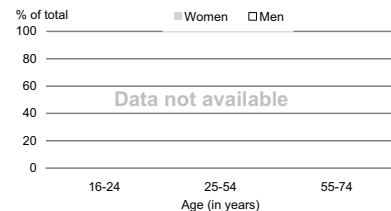
Capital:	Ottawa (812 129)
Two largest cities:	Toronto (2 503 281) Montreal (1 620 693)
Area (km²):	9 970 610
Total population, 2007:	32 976 026
Population density (per km2), 2007:	3
Official languages:	English and French
Date joined UN:	9 November 1945
National currency:	Canadian dollar (CAD)
National statistical office:	Statistics Canada http://www.statcan.ca

Population by age, 2007

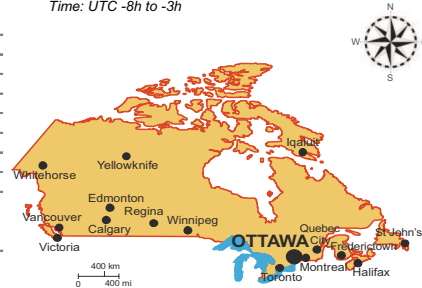


Life expectancy (in years), 2005:	at birth	at 65
Women:	83	21
Men:	78	18
Total fertility rate, 2005:	1.5	
average number of children per woman		
Adolescent fertility rate, 2005:	13	
number of live births per 1000 women aged 15-19		
Mean age of women at birth of first child, 2000:	29.9	
age in years		

Computer use by age and sex

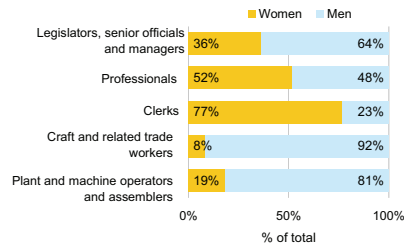


Time: UTC -8h to -3h

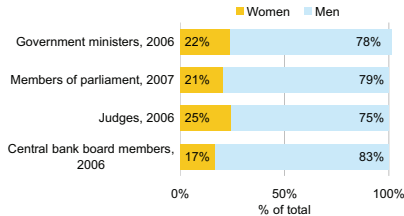


Women in the labour force, 2007:	47%
percentage of total for both sexes	
Gender pay gap, 2006:	28%
Women in part-time employment:	..
percentage of total of women employed	
Female tertiary students, 2003-2004:	56%
percentage of total for both sexes	
Women researchers, 2006:	56%
percentage of total for both sexes	

Employment by occupation groups, 2006:

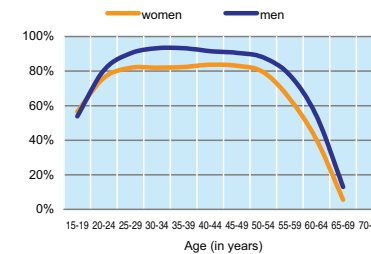


Participation in public life

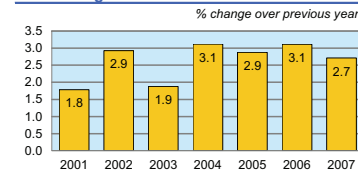


	2001	2002	2003	2004	2005	2006	2007
Employment (% change over previous year)	1.0	2.5	2.1	1.7	1.6	1.8	..
Unemployment rate (%)	7.2	7.7	7.6	7.2	6.8	6.3	6.0
Youth unemployment rate (%)

Economic activity rate, 2007

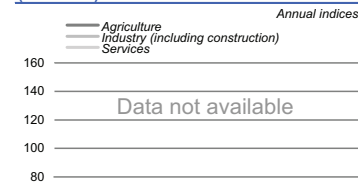


Real GDP growth rate



	% of GDP
Exports of goods and services, 2007:	34.7
Imports of goods and services, 2007:	32.7
External trade balance, 2007:	1.9

GDP in agriculture, industry, and services (2005=100)



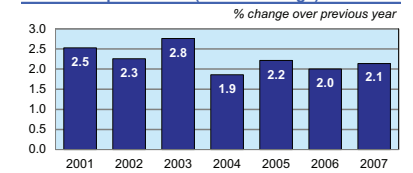
Road accidents

Persons injured	222 455
in road accidents, 2003	
Persons killed	2 766
in road accidents, 2003	

CANADA

GDP at current prices	1 269 129
in millions of US Dollars, PPP, 2007:	
GDP at current prices, per capita	38 604
US Dollars, PPP, 2007:	
GDP at current prices, per capita	46 710
CAD, 2007:	
Final consumption expenditure at current prices, per capita	28 890
US Dollars, PPP, 2007:	
Purchasing Power Parity (PPP)	1.21
CAD per USD, 2007, US=1:	
Gross external debt:	808 640
in millions of US Dollars, 2007:	
Exchange rate	1.074
Annual average, CAD per USD, 2007:	

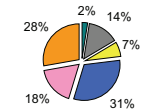
Consumer price index (annual average)



GDP by major sectors



Employment in major sectors, 2006



- Agriculture, hunting & forestry; fishing (ISIC A-B)
- Industry, including energy (ISIC C-E)
- Construction (ISIC F)
- Wholesale & retail trade, repairs; hotels & restaurants; transport & communications (ISIC G-I)
- Financial intermediation; real estate, renting & business activities (ISIC J-K)
- Other service activities (ISIC L-P)

Transport infrastructure

Motorways	..
total length in kilometres, 2003	
Railways	72 280
total length in kilometres, 2005	

