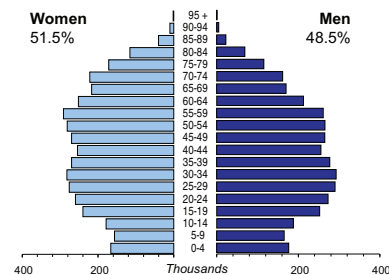




# BULGARIA

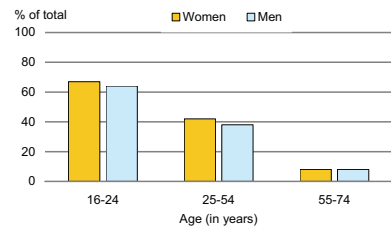
<b>Capital:</b>	Sofia (1 151 220)
<b>Two largest cities:</b>	Plovdiv (342 768) Varna (311 630)
<b>Area (km<sup>2</sup>):</b>	110 993
<b>Total population, 2007:</b>	7 679 290
<b>Population density (per km<sup>2</sup>), 2007:</b>	69
<b>Official languages:</b>	Bulgarian
<b>Date joined UN:</b>	14 December 1955
<b>National currency:</b>	Bulgarian lev (BGN)
<b>National statistical office:</b>	National Statistical Institute (NSI) <a href="http://www.nsi.bg/">http://www.nsi.bg/</a>

## Population by age, 2007



<b>Life expectancy (in years), 2006:</b>	at birth	at 65
Women:	76	16
Men:	69	13
<b>Total fertility rate, 2007:</b>	1.4	
average number of children per woman		
<b>Adolescent fertility rate, 2006:</b>	40	
number of live births per 1000 women aged 15-19		
<b>Mean age of women at birth of first child, 2006:</b>	25.2	
age in years		

## Computer use by age and sex, 2007

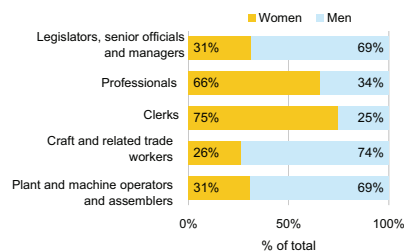


Time: UTC +2h

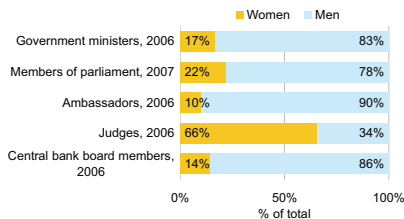


<b>Women in the labour force, 2007:</b>	47%
percentage of total for both sexes	
<b>Gender pay gap, 2006:</b>	17%
<b>Women in part-time employment, 2006:</b>	2%
percentage of total of women employed	
<b>Female tertiary students, 2005-2006:</b>	54%
percentage of total for both sexes	
<b>Women researchers, 2005:</b>	45%
percentage of total for both sexes	

## Employment by occupation groups, 2007:



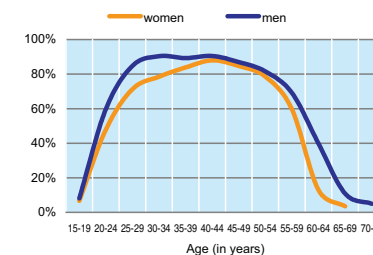
## Participation in public life



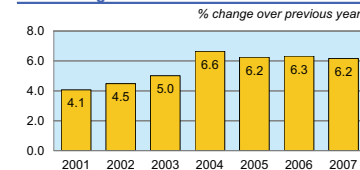
# BULGARIA

	2001	2002	2003	2004	2005	2006	2007
<b>Employment</b> (% change over previous year)	-0.7	0.2	2.9	2.6	2.7	3.3	2.8
<b>Unemployment rate</b> (%)	19.5	18.2	13.7	12.1	10.1	9.0	6.9
<b>Youth unemployment rate</b> (%)	39.3	35.6	27.1	24.5	22.3	19.5	15.1

## Economic activity rate, 2007

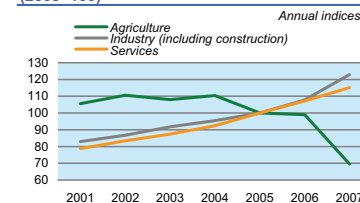


## Real GDP growth rate



	% of GDP
<b>Exports of goods and services, 2007:</b>	63.4
<b>Imports of goods and services, 2007:</b>	85.5
<b>External trade balance, 2007:</b>	-22.1

## GDP in agriculture, industry, and services (2005=100)

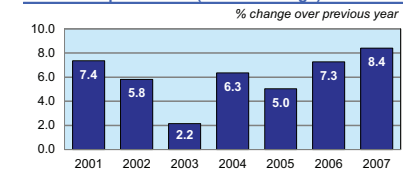


## Road accidents

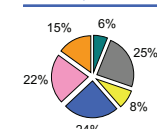
<b>Persons injured</b>	10 112
in road accidents, 2005	
<b>Persons killed</b>	1 043
in road accidents, 2006	

<b>GDP at current prices</b>	86 529
in millions of US Dollars, PPP, 2007:	
<b>GDP at current prices, per capita</b>	56 520
in millions of BGN, 2007:	
<b>GDP at current prices, per capita</b>	11 239
US Dollars, PPP, 2007:	
<b>Purchasing Power Parity (PPP)</b>	7 341
BGN, 2007:	
<b>Final consumption expenditure at current prices,</b>	9 586
per capita, US Dollars, PPP, 2007:	
<b>Purchasing Power Parity (PPP)</b>	0.65
BGN per USD, 2007, US=1:	
<b>Gross external debt:</b>	17 226
in millions of US Dollars, 2005:	
<b>Exchange rate</b>	1.429
Annual average, BGN per USD, 2007:	

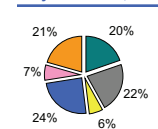
## Consumer price index (annual average)



## GDP by major sectors, 2007



## Employment in major sectors, 2007



- Agriculture, hunting & forestry; fishing (ISIC A-B)
- Industry, including energy (ISIC C-E)
- Construction (ISIC F)
- Wholesale & retail trade, repairs; hotels & restaurants; transport & communications (ISIC G-I)
- Financial intermediation; real estate, renting & business activities (ISIC J-K)
- Other service activities (ISIC L-P)

## Transport infrastructure

<b>Motorways</b>	331
total length in kilometres, 2005	
<b>Railways</b>	4 154
total length in kilometres, 2005	

