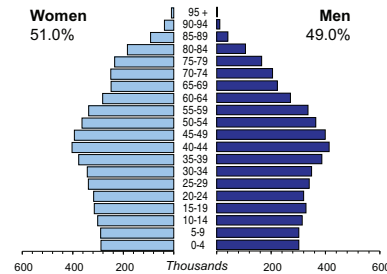




BELGIUM

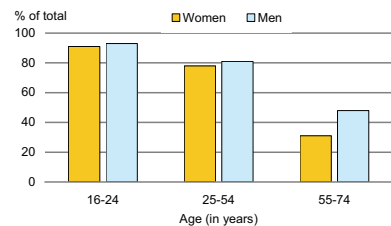
Capital:	Brussels (144 784)
Two largest cities:	Antwerp (461 496) Gent (233 120)
Area (km²):	30 528
Total population, 2007:	10 584 534
Population density (per km²), 2007:	347
Official languages:	Dutch, French and German
Date joined UN:	27 December 1945
National currency:	Euro (EUR)
National statistical office:	FPS Statistics Division Belgium http://www.statbel.fgov.be

Population by age, 2007

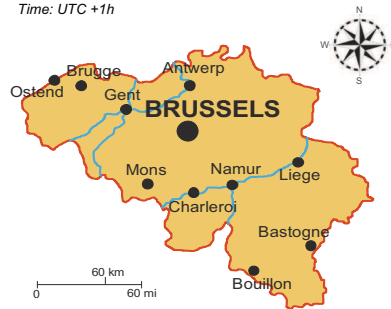


Life expectancy (in years), 2006:	at birth	at 65
Women:	82	21
Men:	77	17
Total fertility rate, 2007:	1.8	
average number of children per woman		
Adolescent fertility rate, 1995:	10	
number of live births per 1000 women aged 15-19		
Mean age of women at birth of first child, 1995:	27.5	
age in years		

Computer use by age and sex, 2007

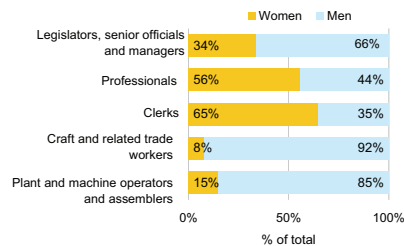


Time: UTC +1h

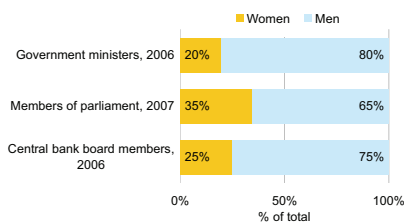


Women in the labour force, 2007:	45%
percentage of total for both sexes	
Gender pay gap, 2006:	13%
Women in part-time employment, 2006:	41%
percentage of total of women employed	
Female tertiary students, 2005-2006:	55%
percentage of total for both sexes	
Women researchers, 2005:	30%
percentage of total for both sexes	

Employment by occupation groups, 2007:



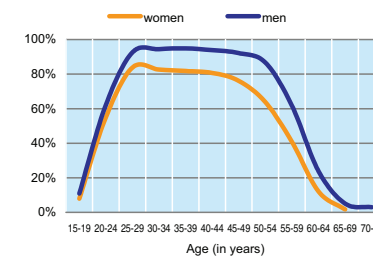
Participation in public life



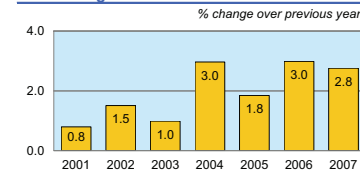
BELGIUM

	2001	2002	2003	2004	2005	2006	2007
Employment (% change over previous year)	1.4	-0.1	0.0	0.7	1.3	1.4	1.8
Unemployment rate (%)	6.6	7.5	8.2	8.4	8.5	8.3	7.5
Youth unemployment rate (%)	15.3	15.7	19.0	17.5	21.5	20.5	18.8

Economic activity rate, 2007

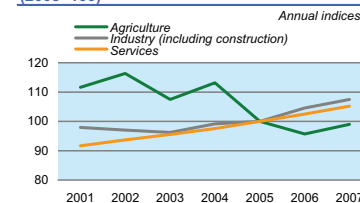


Real GDP growth rate



Exports of goods and services, 2007:	88.8
Imports of goods and services, 2007:	85.8
External trade balance, 2007:	3.0

GDP in agriculture, industry, and services (2005=100)

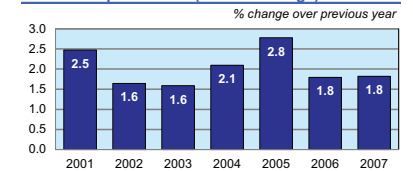


Road accidents

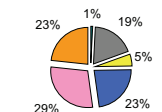
Persons injured	62 992
in road accidents, 2004	
Persons killed	1 163
in road accidents, 2004	

GDP at current prices	374 172
in millions of US Dollars, PPP, 2007:	
GDP at current prices, per capita	35 226
US Dollars, PPP, 2007:	
EUR, 2007:	31 531
Final consumption expenditure at current prices,	26 225
per capita, US Dollars, PPP, 2007:	
Purchasing Power Parity (PPP)	0.90
EUR per USD, 2007, US=1:	
Gross external debt:	1 542 656
in millions of US Dollars, 2007:	
Exchange rate	0.731
Annual average, EUR per USD, 2007:	

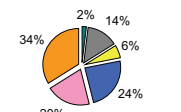
Consumer price index (annual average)



GDP by major sectors, 2007



Employment in major sectors, 2006



- Agriculture, hunting & forestry; fishing (ISIC A-B)
- Industry, including energy (ISIC C-E)
- Construction (ISIC F)
- Wholesale & retail trade, repairs; hotels & restaurants; transport & communications (ISIC G-I)
- Financial intermediation; real estate, renting & business activities (ISIC J-K)
- Other service activities (ISIC L-P)

Transport infrastructure

Motorways	1 747
total length in kilometres, 2004	
Railways	3 544
total length in kilometres, 2005	

