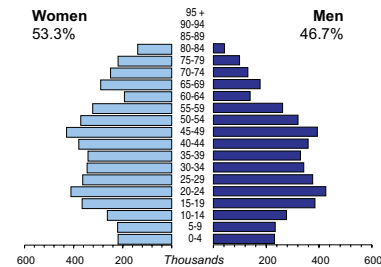




# BELARUS

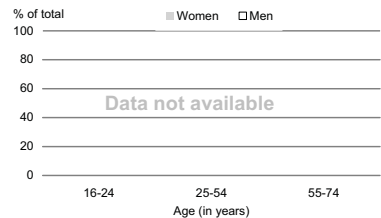
<b>Capital:</b>	Minsk (1 789 098)
<b>Two largest cities:</b>	Gomel (492 032) Mogilev (368 481)
<b>Area (km<sup>2</sup>):</b>	207 600
<b>Total population, 2007:</b>	9 714 461
<b>Population density (per km2), 2007:</b>	47
<b>Official languages:</b>	Belarussian
<b>Date joined UN:</b>	24 October 1945
<b>National currency:</b>	Belarusian ruble (BYR)
<b>National statistical office:</b>	Ministry of Statistics and Analysis of the Republic of Belarus <a href="http://www.belstat.gov.by">http://www.belstat.gov.by</a>

## Population by age, 2007



<b>Life expectancy (in years), 2006:</b>	at birth	at 65
Women:	76	16
Men:	64	11
<b>Total fertility rate, 2006:</b>	average number of children per woman: 1.3	
<b>Adolescent fertility rate, 2006:</b>	number of live births per 1000 women aged 15-19: 22	
<b>Mean age of women at birth of first child, 2006:</b>	age in years: 24.0	

## Computer use by age and sex

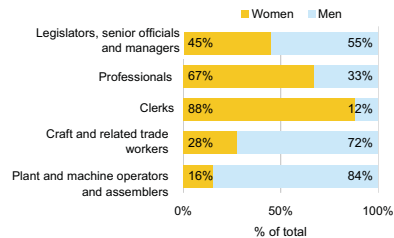


Time: UTC +2h

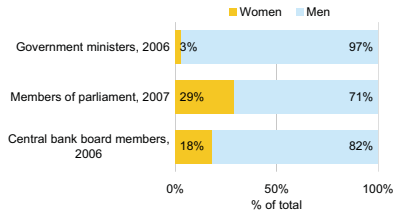


<b>Women in the labour force, 2007:</b>	53%
percentage of total for both sexes	
<b>Gender pay gap, 2007:</b>	22%
<b>Women in part-time employment</b>	..
percentage of total of women employed	
<b>Female tertiary students, 2006-2007:</b>	58%
percentage of total for both sexes	
<b>Women researchers, 2006:</b>	44%
percentage of total for both sexes	

## Employment by occupation groups, 2000:

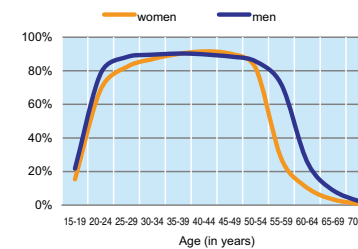


## Participation in public life

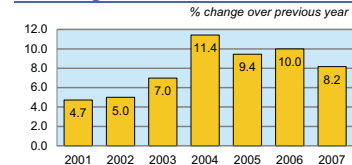


	2001	2002	2003	2004	2005	2006	2007
<b>Employment (% change over previous year)</b>	-0.5	-0.8	-0.9	-0.5	0.8	1.2	0.5
<b>Unemployment rate (%)</b>	2.3	3.0	3.1	1.9	1.5	1.2	1.0
<b>Youth unemployment rate (%)</b>	..	..	..	..	..	..	..

## Economic activity rate, 2000

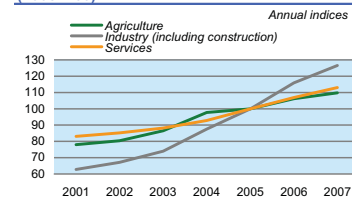


## Real GDP growth rate



	% of GDP
<b>Exports of goods and services, 2007:</b>	61.7
<b>Imports of goods and services, 2007:</b>	67.8
<b>External trade balance, 2007:</b>	-6.1

## GDP in agriculture, industry, and services (2005=100)



## Road accidents

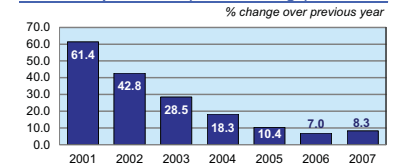
<b>Persons injured</b>	7 522
in road accidents, 2004	
<b>Persons killed</b>	1 688
in road accidents, 2004	

# BELARUS

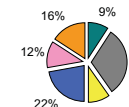
<b>GDP at current prices</b>	105 297
in millions of US Dollars, PPP, 2007:	
in millions of BYR, 2007:	96 087 200
<b>GDP at current prices, per capita</b>	10 853
US Dollars, PPP, 2007:	
BYR, 2007:	9 903 855
<b>Final consumption expenditure at current prices, per capita, US Dollars, PPP, 2007:</b>	7 690
<b>Purchasing Power Parity (PPP)</b>	912.54
BYR per USD, 2007, US=1:	
<b>Gross external debt:</b>	12 719
in millions of US Dollars, 2007:	

<b>Exchange rate</b>	2146.080
Annual average, BYR per USD, 2007:	

## Consumer price index (annual average)



## GDP by major sectors, 2007



## Employment in major sectors



- Agriculture, hunting & forestry; fishing (ISIC A-B)
- Industry, including energy (ISIC C-E)
- Construction (ISIC F)
- Wholesale & retail trade, repairs; hotels & restaurants; transport & communications (ISIC G-I)
- Financial intermediation, real estate, renting & business activities (ISIC J-K)
- Other service activities (ISIC L-P)

## Transport infrastructure

<b>Motorways</b>	total length in kilometres: ..
<b>Railways</b>	total length in kilometres: ..