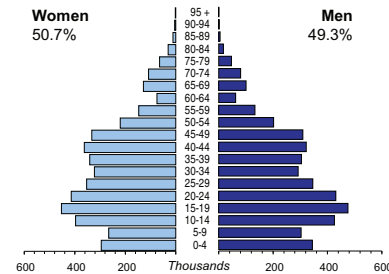




# AZERBAIJAN

<b>Capital:</b>	Baku (1 847 500)
<b>Two largest cities:</b>	Ganja (303 800) Sumgayit (291 600)
<b>Area (km<sup>2</sup>):</b>	86 600
<b>Total population, 2007:</b>	8 532 700
<b>Population density (per km<sup>2</sup>), 2007:</b>	99
<b>Official languages:</b>	Azeri
<b>Date joined UN:</b>	2 March 1992
<b>National currency:</b>	Azerbaijani new manat (AZN)
<b>National statistical office:</b>	State Statistical Committee of the Azerbaijan Republic <a href="http://www.azstat.org">http://www.azstat.org</a>

## Population by age, 2007

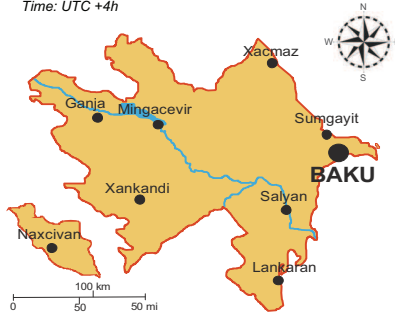


<b>Life expectancy (in years), 2007:</b>	<b>at birth</b>	<b>at 65</b>
<b>Women:</b>	75	16
<b>Men:</b>	70	14
<b>Total fertility rate, 2007:</b>	2.3	
average number of children per woman		
<b>Adolescent fertility rate, 2006:</b>	37	
number of live births per 1000 women aged 15-19		
<b>Mean age of women at birth of first child, 2006:</b>	23.8	
age in years		

## Computer use by age and sex

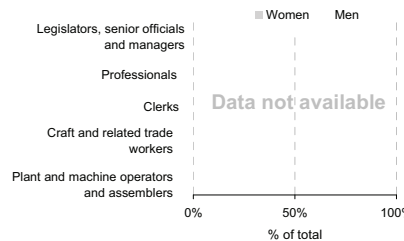


Time: UTC +4h

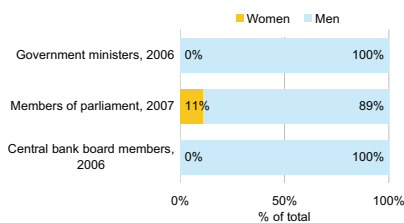


<b>Women in the labour force, 2007:</b>	49%
percentage of total for both sexes	
<b>Gender pay gap, 2007:</b>	50%
<b>Women in part-time employment:</b>	..
percentage of total of women employed	
<b>Female tertiary students, 2006-2007:</b>	47%
percentage of total for both sexes	
<b>Women researchers, 2006:</b>	52%
percentage of total for both sexes	

## Employment by occupation groups:



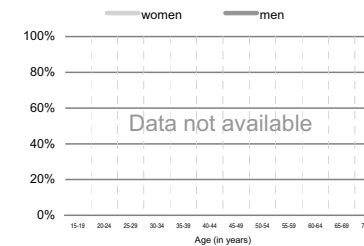
## Participation in public life



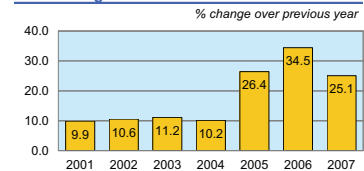
# AZERBAIJAN

	2001	2002	2003	2004	2005	2006	2007
<b>Employment (% change over previous year)</b>	0.3	0.3	0.6	1.7	1.1	3.2	0.9
<b>Unemployment rate (%)</b>	1.3	1.3	1.4	1.4	1.4	1.3	1.2
<b>Youth unemployment rate (%)</b>	..	..	19.7	17.1	16.2	16.2	14.0

## Economic activity rate

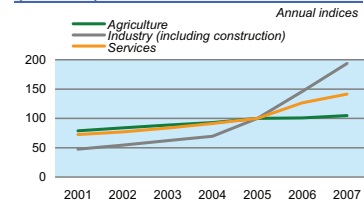


## Real GDP growth rate



	% of GDP
<b>Exports of goods and services, 2007:</b>	72.1
<b>Imports of goods and services, 2007:</b>	30.2
<b>External trade balance, 2007:</b>	41.9

## GDP in agriculture, industry, and services (2005=100)

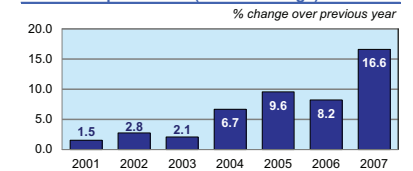


## Road accidents

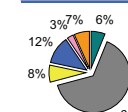
<b>Persons injured</b>	2 766
in road accidents, 2004	
<b>Persons killed</b>	1 027
in road accidents, 2006	

<b>GDP at current prices</b>	68 394
in millions of US Dollars, PPP, 2007:	
<b>GDP at current prices, per capita</b>	26 815
US Dollars, PPP, 2007:	
AZN, 2007:	7 970
<b>Final consumption expenditure at current prices,</b>	3 334
per capita, US Dollars, PPP, 2007:	
<b>Purchasing Power Parity (PPP)</b>	0.39
AZN per USD, 2007, US=1:	
<b>Gross external debt:</b>	1 500
in millions of US Dollars, 2004:	
<b>Exchange rate</b>	0.858
Annual average, AZN per USD, 2007:	

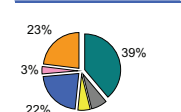
## Consumer price index (annual average)



## GDP by major sectors, 2007



## Employment in major sectors, 2007



- Agriculture, hunting & forestry; fishing (ISIC A-B)
- Industry, including energy (ISIC C-E)
- Construction (ISIC F)
- Wholesale & retail trade, repairs; hotels & restaurants; transport & communications (ISIC G-I)
- Financial intermediation; real estate, renting & business activities (ISIC J-K)
- Other service activities (ISIC L-P)

## Transport infrastructure

<b>Motorways</b>	..
total length in kilometres	
<b>Railways</b>	2 122
total length in kilometres, 2005	

