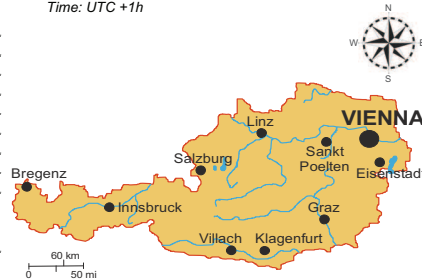




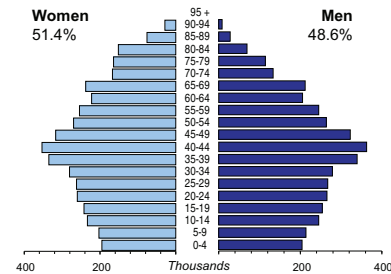
AUSTRIA

Capital:	Vienna (1 651 437)
Two largest cities:	Graz (244 604) Linz (188 362)
Area (km²):	83 858
Total population, 2007:	8 298 923
Population density (per km²), 2007:	99
Official languages:	German
Date joined UN:	14 December 1955
National currency:	Euro (EUR)
National statistical office:	Statistical Office of Austria http://www.statistik.at

Time: UTC +1h

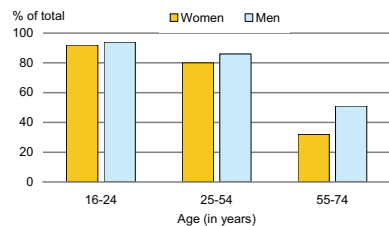


Population by age, 2007



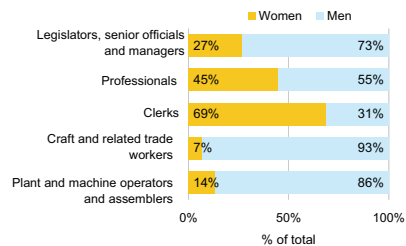
Life expectancy (in years), 2006:	at birth	at 65
Women:	83	21
Men:	77	17
Total fertility rate, 2007:	average number of children per woman: 1.4	
Adolescent fertility rate, 2006:	number of live births per 1000 women aged 15-19: 12	
Mean age of women at birth of first child, 2005:	age in years: 27.2	

Computer use by age and sex, 2007

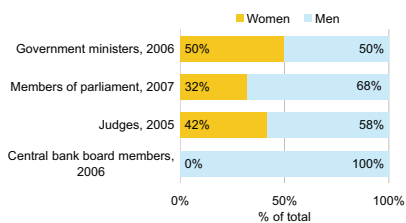


Women in the labour force, 2007:	46%
percentage of total for both sexes	
Gender pay gap, 2006:	27%
Women in part-time employment, 2006:	40%
percentage of total of women employed	
Female tertiary students, 2005-2006:	54%
percentage of total for both sexes	
Women researchers, 2004:	24%
percentage of total for both sexes	

Employment by occupation groups, 2007:

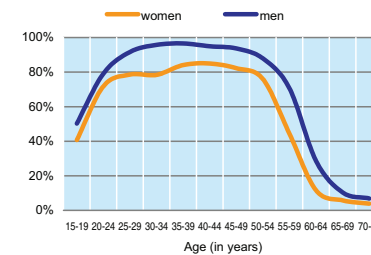


Participation in public life

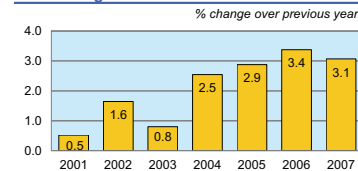


	2001	2002	2003	2004	2005	2006	2007
Employment (% change over previous year)	0.6	0.0	0.2	0.6	1.4	1.0	1.9
Unemployment rate (%)	3.6	4.2	4.3	4.8	5.2	4.8	4.4
Youth unemployment rate (%)	6.0	7.2	7.5	11.0	10.3	9.1	8.7

Economic activity rate, 2007

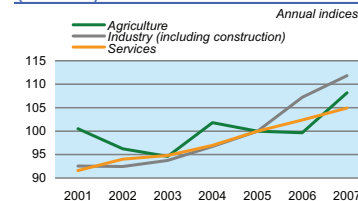


Real GDP growth rate



	% of GDP
Exports of goods and services, 2007:	59.6
Imports of goods and services, 2007:	53.7
External trade balance, 2007:	5.9

GDP in agriculture, industry, and services (2005=100)



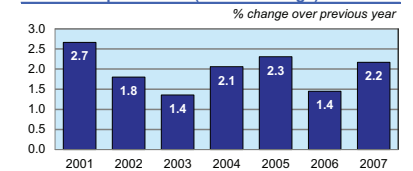
Road accidents

Persons injured	53 234
in road accidents, 2005	
Persons killed	768
in road accidents, 2005	

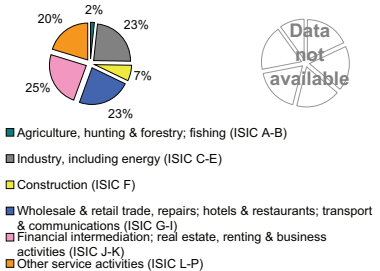
AUSTRIA

GDP at current prices	
in millions of US Dollars, PPP, 2007:	311 923
in millions of EUR, 2007:	270 837
GDP at current prices, per capita	
US Dollars, PPP, 2007:	37 509
EUR, 2007:	32 568
Final consumption expenditure at current prices,	
per capita, US Dollars, PPP, 2007:	26 760
Purchasing Power Parity (PPP)	0.87
EUR per USD, 2007, US=1:	
Gross external debt:	802 041
in millions of US Dollars, 2007:	
Exchange rate	0.731
Annual average, EUR per USD, 2007:	

Consumer price index (annual average)



GDP by major sectors, 2007



Transport infrastructure

Motorways	1 677
total length in kilometres, 2005	
Railways	5 642
total length in kilometres, 2002	

