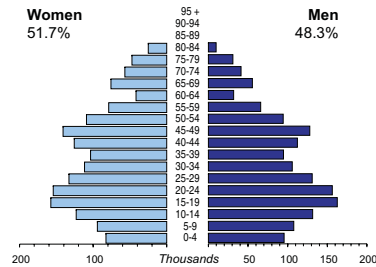




# ARMENIA

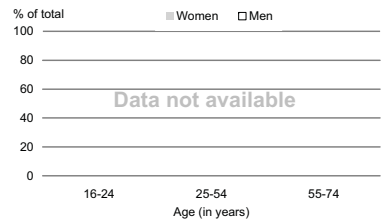
<b>Capital:</b>	Yerevan (1 104 398)
<b>Two largest cities:</b>	Gyumri (148 000) Vanadzor (105 300)
<b>Area (km<sup>2</sup>):</b>	29 743
<b>Total population, 2007:</b>	3 225 953
<b>Population density (per km2), 2007:</b>	108
<b>Official languages:</b>	Armenian
<b>Date joined UN:</b>	2 March 1992
<b>National currency:</b>	Armenian dram (AMD)
<b>National statistical office:</b>	Ministry of Statistics (ARMSTAT) <a href="http://www.armstat.am/">http://www.armstat.am/</a>

## Population by age, 2007



<b>Life expectancy (in years), 2006:</b>	at birth	at 65
Women:	76	16
Men:	70	13
<b>Total fertility rate, 2006:</b>	1.4	
average number of children per woman		
<b>Adolescent fertility rate, 2006:</b>	25	
number of live births per 1000 women aged 15-19		
<b>Mean age of women at birth of first child, 2006:</b>	22.9	
age in years		

## Computer use by age and sex

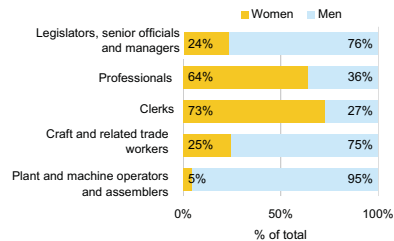


Time: UTC +3h

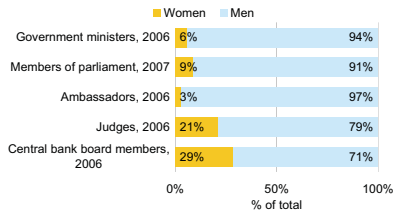


<b>Women in the labour force, 2006:</b>	48%
percentage of total for both sexes	
<b>Gender pay gap, 2006:</b>	35%
<b>Women in part-time employment</b>	..
percentage of total of women employed	
<b>Female tertiary students, 2005-2006:</b>	55%
percentage of total for both sexes	
<b>Women researchers, 2006:</b>	46%
percentage of total for both sexes	

## Employment by occupation groups, 2001:

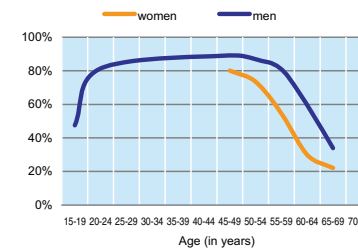


## Participation in public life

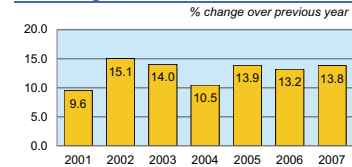


	2001	2002	2003	2004	2005	2006	2007
<b>Employment (% change over previous year)</b>	-1.0	-12.5	0.1	-2.3	1.5	-0.5	-0.6
<b>Unemployment rate (%)</b>	9.8	10.5	10.2	9.4	7.6	7.2	6.6
<b>Youth unemployment rate (%)</b>	65.6	66.7	60.0	57.6	54.6	55.9	..

## Economic activity rate, 2001

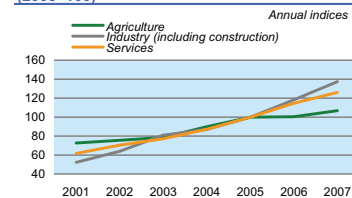


## Real GDP growth rate



	% of GDP
<b>Exports of goods and services, 2007:</b>	19.2
<b>Imports of goods and services, 2007:</b>	39.2
<b>External trade balance, 2007:</b>	-20.0

## GDP in agriculture, industry, and services (2005=100)



## Road accidents

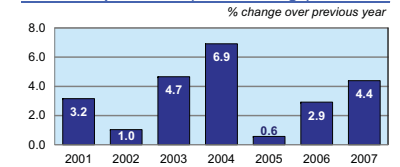
<b>Persons injured</b>	1 492
in road accidents, 2004	
<b>Persons killed</b>	259
in road accidents, 2004	

# ARMENIA

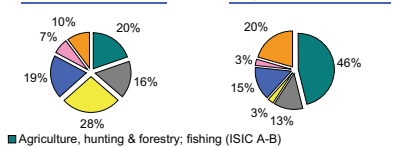
<b>GDP at current prices</b>	17 156
in millions of US Dollars, PPP, 2007:	
in millions of AMD, 2007:	3 148 666
<b>GDP at current prices, per capita</b>	5 317
US Dollars, PPP, 2007:	
AMD, 2007:	975 877
<b>Final consumption expenditure at current prices, per capita, US Dollars, PPP, 2007:</b>	4 325
<b>Purchasing Power Parity (PPP)</b>	183.53
AMD per USD, 2007, US=1:	
<b>Gross external debt:</b>	2 927
in millions of US Dollars, 2007:	

<b>Exchange rate</b>	342.079
Annual average, AMD per USD, 2007:	

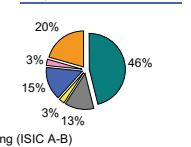
## Consumer price index (annual average)



## GDP by major sectors, 2007



## Employment in major sectors, 2007



## Transport infrastructure

<b>Motorways</b>	1 561
total length in kilometres, 2003	
<b>Railways</b>	..
total length in kilometres	